

ENGINEERING
TOMORROW

Danfoss

大中华区

Winner by Danfoss
分体式软管接头

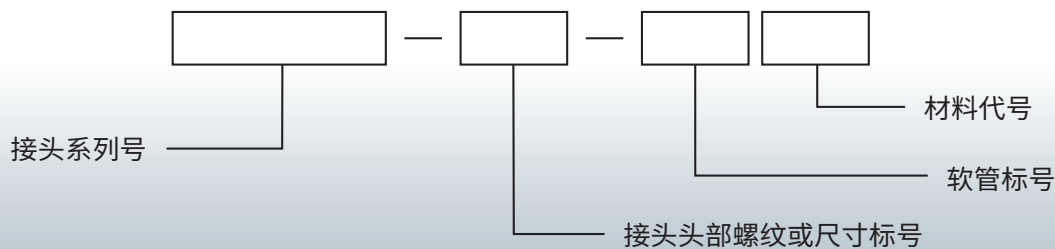


Winner by Danfoss

目录

软管接头代号说明 HOSE FITTING PART NO.	A
标准软管接头 HOSE FITTING	B
剥内外胶软管接头 INTERLOCK FITTING	C
旋转接头 SWIVEL FITTING	D
插锁式软管接头 PUSH-ON FITTING	E
附加资料 INFORMATION	F

软管接头代号说明



材料	碳钢		铜		不锈钢	
代号	Z- 表示碳钢镀 Cr3+ 白锌		BR		SR- 表示材料为不锈钢 304 SU- 表示材料为不锈钢 316	

3	4	5	6	8	10	12	16	20	22	25	32	40	45	50	64
-01	-02	-03	-04	-05	-06	-08	-10	-12	-14	-16	-20	-24	-28	-32	-40

英管 螺纹	G1/8" x28	G1/4" x19	—	G3/8" x19	G1/2" x14	G5/8" x14	G3/4" x14	G1"x11	G1.1/4" x11	G1.1/2" x11	G2"x11
英锥管 螺纹	R1/8" x28	R1/4" x19	—	R3/8" x19	R1/2" x14	—	R3/4" x14	R1"x11	1.1/4" x11	R1.1/2" x11	R2"x11
布锥管 螺纹	Z1/8" x27	Z1/4" x18	—	Z3/8" x18	Z1/2" x14	—	Z3/4" x14	Z1" x11.5	1.1/4" x11.5	Z1.1/2" x11.5	Z2" x11.5
美制 JIC 螺纹	—	7/16" x20	1/2" x20	9/16" x18	3/4" x16	7/8" x14	1.1/16" x12	1.5/16" x12	1.5/8" x12	1.7/8" x12	2.1/2" x12
美制 ORFS 螺纹	—	9/16" x18	—	11/16" x16	13/16" x16	1" x14	3/16" x12	1.7/16" x12	11/16" x12	2" x12	—
美制 SAE 螺纹	—	—	—	5/8" x18	—	—	1/16" x14	—	—	—	—
法兰 规格	—	—	—	—	1/2"	—	3/4"	1"	1.1/4"	1.1/2"	2"
标号	-02	-04	-05	-06	-08	-10	-12	-16	-20	-24	-32

注：公制螺纹标号与螺纹外径一致。

标注示例：15611 系列，接头螺纹为 Z1/2"X14，配用软管内径为 12 MM，用碳钢制作的接头，代号为 15611-08-08Z，如用不锈钢 304 制作，代号为 15611-08-08SR。

软管接头编号规则

芯子编号规则：

















第一位 芯头类型	第二位 螺纹制度	第三位 连接面	第四位 弯曲度	第五位 芯尾类型
外螺纹 1	公制 0	无含义 0	直芯 1	编织 (1 层和 2 层) 芯尾 1
扣帽 2		球面 1	45 度弯芯 4	缠绕 (4 层) 芯尾 2
	英管螺纹 2	平面 2	90 度弯芯 9	剥内胶 (6 层) 芯尾 3
	英锥管螺纹 3	平面带 O 型圈 3		
	美制 ORFS 螺纹 4	24 度锥面 / 底座 . 轻型 4		
	美制锥管螺纹 5	24 度锥面 / 底座, 重型 5		
	美制锥管螺纹 5	60 度锥面 / 底座 6		
	美制 SAE 螺纹 7	60 度锥面 / 底座 6		
	日式公制螺纹 8	90 度锥面 / 底座 8		
	日式英管螺纹 9			
B 型卡套式 5	DIN 0	0	同上	同上
B 型卡套式 5	国标公制 1	0		
B 型卡套式 5	英制 2	0		
K 型插装式 6	煤炭部 0	0	同上	同上
K 型插装式 6	英制 2	0		
O 型铰接式 7	DIN 0	0	同上	同上
O 型铰接式 7	国标公制 1	0		
O 型铰接式 7	英制 2			
F 型法兰芯 8	美制 SAE 7	3000PSI 3	同上	同上
F 型法兰芯 8	美制 SAE 7	6000PSI 6		
F 型法兰芯 8	日制 8	圆型 1		
F 型法兰芯 8	日制 8	方型 3		

1. 型号最后加 T 表示套螺母。
2. 对第一位为 2、4 的芯子须在整個代号后加 X，如不加 X 则表示芯子与螺母的组合件。
如 22611-08-08 表示英管螺纹 60° 外锥面带扣压螺母的编织直芯。
22611-08-08X 表示配英管螺纹扣压螺母的 60° 外锥面编织直芯。
3. 对标准设计为圆形的芯子，如需改为六角芯，则在整個代号后加 D。
4. 对标准设计为 24° 加 O-RING 的芯子，如需改为与 24° 密封的球形，则在代号后加 C。
5. 对英锥管外螺纹的芯子，如需加 60° 内锥，则在整個代号后加 SP。


































套筒编号规则：

第一位 套筒	第二位 胶管来源	第三位 加强层	第四位 剥胶形式	第五位 特殊规格
所有套筒 0	进口胶管 0	纤维编织 0	剥外胶 0	R7/R8 树脂管 8
	国产胶管 1	一层编织 1	不剥外胶 1	无含义 0
		二层编织 1	剥内外胶 2	无含义 0
		四层钢丝缠绕 4		进口 4SH 1
		六层钢丝缠绕 6		
































型号索引

扣压式软管接头	编织管套筒	 00110 PB10	 03310 PB11						
	缠绕管套筒	 00400 PB11	 00401 PB12						
	树脂管套筒	 00018 PB12							
	铁氟龙管套筒	 00TF0 PB13							
	公制螺纹 平面密封	 10311 PB14	 20211 PB15	 20241 PB16	 20291 PB17				
	公制螺纹 24° 锥 密封轻系列	 10411 PB18	 20411 PB19	 20411C PB20	 20441 PB21	 20491 PB22			
		 20491C PB23							
	公制螺纹 24° 锥 密封重系列	 10511 PB24	 20511 PB25	 20511C PB26	 20541 PB27	 20541C PB27	 20591 PB28		
		 20591C PB29							
	公制螺纹 60° 锥密封	 10611 PB30	 20611 PB31	 20691 PB32					
公制螺纹 74° 锥密封	 10711 PB33	 20711 PB34	 20741 PB35	 20791 PB36					
公制螺纹 90° 锥密封	 10811L PB37								























型号索引

扣压式软管接头	公制螺纹 球面密封	 20111 PB38	 20141 PB39	 20191 PB40				
	公制卡套直管	 50011 PB41	 50091 PB42	 51011 PB43	 51091 PB44	 NL NS PB45	 RL RS PB46	
	英管螺纹 O形圈密封	 12211 PB47						
	英管螺纹 60° 锥密封	 12611 PB48	 12611A PB49	 22611 PB50	 22611D PB51	 22611D-SM PB51		
		 22641 PB52	 22691 PB53	 22691K PB54				
	英管螺纹 球面密封	 22111 PB55	 22141 PB56	 22191 PB57				
	英锥管螺纹	 13011-SP PB58						
	美制 ORFS 螺纹 平面密封存	 14211 PB59	 24291 PB60	 24211 PB61				
	美制锥螺纹	 15611 PB62						
	美制 SAE 螺纹 O形圈密封	 16011 PB63						
美制 JIC 螺纹 74° 锥密封	 16711 PB64	 16711L PB65	 26711 PB66	 26741 PB67				
	 26791 PB68	 26791K PB69						

型号索引

扣压式软管接头	美制 SAE 螺纹 90° 锥密封	 17811 PB69	 27811 PB70					
	美制 NPSM 螺纹 60° 锥面密封	 21611 PB70						
	SAE 法兰 轻系列	 87311 PB71	 87341 PB72	 87391 PB73	 87391-H PB74	 FLFS PB75		
	SAE 法兰式 重系列	 87611 PB76	 87641 PB77	 87691 PB77				
	日式公制螺纹 60° 锥密封	 18611 PB78	 28611 PB79	 28691 PB80				
	日式英制螺纹 60° 锥密封	 19611 PB80	 29611 PB81	 29691 PB82				
	日制法兰	 88111 PB83	 88141 PB83	 88191 PB83				
	公制螺纹 水管接头	 20011-ST PB84						
	铰接接头	 70011 PB84	 700M PB85	 71011 PB86	 710M PB87	 72011 PB88	 720B PB89	
	双面连接接头	 90011 PB89						
	煤炭部标准矿用接头 KJ 系列	 60011 PB90						
	煤炭部标准矿用接头 DN 系列	 60011-D PB90	 60011-G PB91					

型号索引

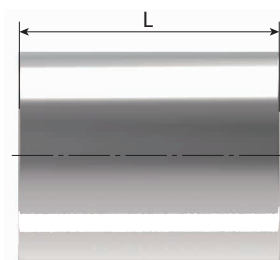
软管接头	扣压式	SAE 标准矿用接头					67011 PB91			
	剥内外胶软管接头	套筒						00621 PB92		
公制螺纹 24° 维密封重系列						10513 PB92	20513-W PB93	20543-W PB93	20593-W PB94	
英制螺纹						12613 PB94	22613 PB95	22693 PB95		
美制锥螺纹						15613 PB96				
美制 NPSM 60° 维密封						21613 PB96				
美制 ORFS 螺纹平面密封						24213 PB97				
美制 JIC 螺纹 74° 密封						26713 PB97	26793 PB98	26713D PB98		
日本英制螺纹 60° 密封						29613 PB99				
SAE 法兰						87613 PB99				
						87643 PB100	87693 PB100			
9000PSI 法兰						87913 PB101	87943 PB101	87993 PB102		

型号索引

软管接头	剥内外胶	 90013 PB102
旋转接头	布锥管旋转外螺纹	   15611SW PB103 15611SW-S PB103 15691KSW PB104
	SAE 带 O 形圈 旋转外螺纹	 16011SW PB104
	SAE 带 O 形圈 旋转外螺纹	 16011SW-S PB105
	90° SAE 带 O 形圈 旋转外螺纹	  16091KSW PB105 16091KSW-S PB106
插锁式软管接头	英管螺纹 60° 锥面密封	 12610A PB107
	美制锥螺纹	 15610 PB107
	美制 JIC 螺纹 74° 锥面密封	  16710 PB108 26710 PB109
	美制 SAE 螺纹 90° 锥面密封	  17810 PB108 27810 PB110
	英管螺纹 60° 锥而密封	 22610 PB109

00110 一层液压管套筒

Socket for 1-braided wire hoses

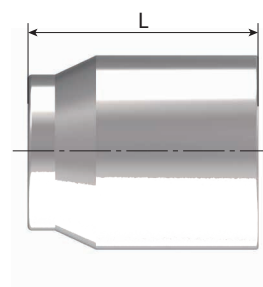


代号 PART NO.	软管 HOSE SIZE		尺寸 DIMENSIONS
#	公称内径	标号	L
	DN	DASH Size	mm
00110-03AZ	5	3	23
00110-04AZ	6	4	27.5
00110-05AZ	8	5	28
00110-06AZ	10	6	30
00110-08AZ	12	8	34
00110-10AZ	16	10	37
00110-12AZ	20	12	42
00110-16AZ	25	16	51
00110-20Z	32	20	59
00110-24Z	40	24	74
00110-32Z	50	32	78

注：与编织接头配用。 Note: Match with braided fitting.

03310 二层液压管套筒

Socket for 2-braided wire hoses

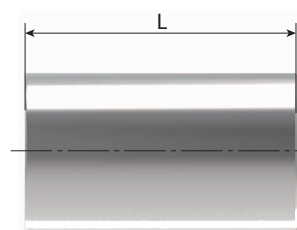


代号 PART NO.	软管 HOSE SIZE		尺寸 DIMENSIONS
#	公称内径	标号	L
	DN	DASH Size	mm
03310-03Z	5	3	23
03310-04Z	6	4	30.5
03310-05Z	8	5	30
03310-06Z	10	6	32
03310-08Z	12	8	34
03310-10AZ	16	10	35
03310-12Z	20	12	42
03310-16Z	25	16	51
03310-20AZ	32	20	59
03310-24AZ	40	24	67
03310-32AZ	50	32	72

注：与编织接头配用。 Note: Match with braided fitting.

00400 缠绕管套筒

Socket for 4-spiral wire hoses

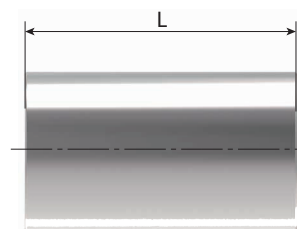


代号 PART NO.	软管 HOSE SIZE		尺寸 DIMENSIONS
#	公称内径	标号	L
	DN	DASH Size	mm
00400-06DZ	10	6	34
00400-08DZ	12	8	37
00400-10DZ	16	10	39
00400-12DZ	20	12	45
00400-16DZ	25	16	56

注：与4层缠绕管芯子匹配，具体匹配型号请咨询 Danfoss。 Note: Match with 4-spiral nipples, please contact Danfoss for detail crimping spec.

00401 缠绕管套筒

Socket for 4-spiral wire hoses

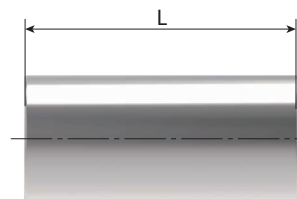


代号 PART NO.	软管 HOSE SIZE		尺寸 DIMENSIONS
#	公称内径	标号	L
	DN	DASH Size	mm
00401-20DZ*	32	20	66
00401-24DZ*	40	24	71
00401-32DZ	50	32	79
00401-20R12Z**	32	20	66
00401-24R12Z**	40	24	71

注：与 4 层缠绕管芯子匹配，具体匹配型号请咨询 Danfoss。 Note: Match with 4-spiral nipples, please contact Danfoss for detail crimping spec.

00018 树脂管套筒

Socket for thermoplastic hoses




代号 PART NO.	软管 HOSE SIZE		尺寸 DIMENSIONS
#	公称内径	标号	L
	DN	DASH Size	mm
00018-03Z	5	3	27
00018-04Z	6	4	29
00018-05Z	8	5	31
00018-06Z	10	6	31
00018-08AZ	12	8	34
00018-10Z	16	10	36
00018-12Z	20	12	43

注：配用的接头请咨询 Danfoss。 Note: Please ask Danfoss for match fitting

00TF0 铁氟龙套筒

Socket FOR TEFLON HOSE

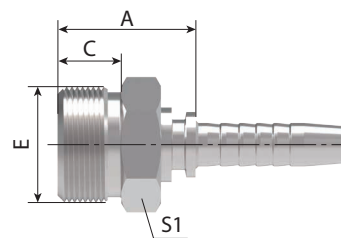


代号 PART NO.	软管 HOSE SIZE		尺寸 DIMENSIONS
#	公称内径	标号	L
	DN	DASH Size	mm
00TF0-03Z	5	3	27.5
00TF0-04Z	6	4	30.7
00TF0-05Z	8	5	30.6
00TF0-06Z	10	6	32.1
00TF0-08Z	12	8	34.3
00TF0-10Z	16	10	37
00TF0-12Z	20	12	42.8
00TF0-16Z	25	16	50.8

注：与铁氟龙管芯子匹配，具体匹配型号请咨询 Danfoss。 Note: Match with Teflon hose nipples, please contact Danfoss for detail crimping spec.

10311 公制外螺纹平面 O 形圈密封

JB O-RING METRIC MALE FLAT SEAL
参考 REF. JB/T 966



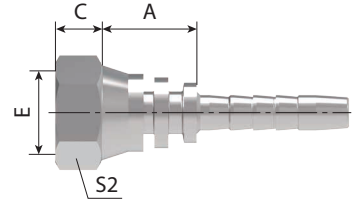
代号 PART NO.		螺纹 E	软管 HOSE SIZE		管子外径	O 形圈	尺寸 DIMENSIONS		
编织 BRAIDED	缠绕 SPIRAL	THREAD E	公称内径	标号	TUBE O.D.	O-RING	A	C	S1
			DN	DASH Size	mm				
10311-12-04Z	-	M12X1.25	6	4	O05.3X1.8	22.5	10	14	17
10311-12-04DZ	-	M12X1.5	6	4	O05.3X1.8	23.5	11	14	17
10311-14-04Z	-	M14X1.5	6	4	O07.5X1.8	23.5	11	14	17
10311-16-04Z	-	M16X1.5	6	4	O08.5X1.8	23.5	11	17	19
10311-16-05Z	-	M16X1.5	8	5	O08.5X1.8	23.5	11	17	19
10311-16-06Z	10312-16-06Z	M16X1.5	10	6	O08.5X1.8	23.5	11	17	19
10311-18-06Z	10312-18-06Z	M18X1.5	10	6	O9.75X1.8	23.5	11	19	22
10311-22-05Z	-	M22X1.5	8	5	O13.2X1.8	26	12	24	22
10311-22-06Z	10312-22-06Z	M22X1.5	10	6	O13.2X1.8	27	12	24	22
10311-22-08Z	10312-22-08Z	M22X1.5	12	8	O13.2X1.8	27	12	24	27
10311-27-10Z	10312-27-10Z	M27X1.5	16	10	O17.0X1.8	31.5	13	30	27
10311-30-12Z	10312-30-12Z	M30X1.5	20	12	O19.0X1.8	33.5	14	32	27
10311-36-12Z	10312-36-12Z	M36X2	20	12	O23.6X1.8	35.5	16	38	32
10311-39-16Z	10312-39-16Z	M39X2	25	16	O26.5X1.8	39	16	41	32
10311-45-20Z	10312N-45-20Z	M45X2	32	20	O31.5X1.8	44.5/47.1	20	46	36
10311-52-24Z	10312N-52-24Z	M52X2	40	24	O37.5X1.8	47.5/50.5	22	55	36
10311-64-32Z	10312N-64-32Z	M64X2	50	32	O46.2X2.65	52.5/56.9	27	65	

注：1. 尺寸 A 中 "/" 前尺寸适用于编织管接头，"/" 后尺寸适用于缠绕管接头。

Notes: 1. The dimension A before "/" is for braided hose fitting and after "/" is for spiral hose fitting.

20211-T 20211

国标公制内螺纹平面
GB METRIC FEMALE FLAT SEAT
参考 REF. GB/T 9065.3



代号 PART NO.		螺纹 E	软管 HOSE SIZE		尺寸 DIMENSIONS		
编织 BRAIDED	缠绕 SPIRAL	THREAD E	公称内径 DN	标号 DASH Size	A	C	S2
					mm		
20211-10-02Z	-	M10X1	4	2	14	6	14
20211-12-03Z	-	M12X1.25	5	3	14	8	17
20211-12-04DZ	-	M12X1.5	6	4	15	8	17
20211-14-04Z	-	M14X1.5	6	4	15.5	8.5	19
20211-14-05Z	-	M14X1.5	8	5	15.5	8.5	19
20211-16-04Z	-	M16X1.5	6	4	16.5	8	22
20211-16-05Z	-	M16X1.5	8	5	16.5	8	22
20211-16-06Z	20212-16-06	M16X1.5	10	6	16.5	8	22
20211-18-05TZ	-	M18X1.5	8	5	15	8	22
20211-18-06Z	20212-18-06Z	M18X1.5	10	6	17.5	8	24
20211-20-06TZ	20212-20-06TZ	M20X1.5	10	6	16	10	24
20211-20-08Z	20212-20-08Z	M20X1.5	12	8	18.5	10	27
20211-22-06TZ	20212-22-06TZ	M22X1.5	10	6	16	10	27
20211-22-08Z	20212-22-08Z	M22X1.5	12	8	18.5	10	27
20211-22-10Z	20212-22-10Z	M22X1.5	16	10	19	10	27
20211-24-08TZ	20212-24-08TZ	M24X1.5	12	8	16.5	11	30
20211-24-10Z	20212-24-10Z	M24X1.5	16	10	20	10.5	30
20211-27-08TZ	20212-27-08TZ	M27X1.5	12	8	18.5	10	32
20211-27-10TZ	20212-27-10TZ	M27X1.5	16	10	19.5	10	32
20211-30-12Z	20212-30-12Z	M30X1.5	20	12	21.5	11	36
20211-36-12TZ	20212-36-12TZ	M36X2	20	12	20	13	41
20211-39-16TZ	20212-39-16TZ	M39X2	25	16	23.5	13	46
20211-42-20WZ	20212N-42-20WZ	M42X2	32	20	25/27.6	15	50
20211-45-20TZ	20212N-45-20TZ	M45X2	32	20	25/27.6	15	55
20211-52-24TZ	20212N-52-24TZ	M52X2	40	24	25/28	17	60
20211-64-32TZ	20212N-64-32TZ	M64X2	50	32	26/30.4	23	75

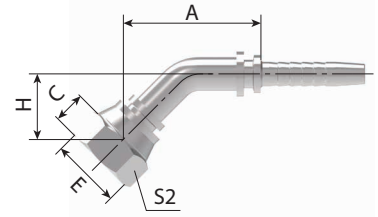
注：1. 尺寸 A 中 "/" 前尺寸适用于编织管接头，"/" 后尺寸适用于缠绕管接头。

Notes: 1. The dimension A before "/" is for braided hose fitting and after "/" is for spiral hose fitting.

20241-T 45°公制内螺纹平面

20241

45° METRIC FEMALE FLAT SEAT
参考 REF. GB/T 9065.3



代号 PART NO.		螺纹 E	软管 HOSE SIZE		尺寸 DIMENSIONS			
编织 BRAIDED	缠绕 SPIRAL	THREAD E	公称内径	标号	A	C	H	S2
			DN	DASH Size	mm			
20241-14-04Z	-	M14X1.5	6	4	40.5	8.5	18.5	19
20241-14-05Z	-	M14X1.5	8	5	42.7	8.5	19.3	19
20241-16-05Z	-	M16X1.5	8	5	43.4	8	20	22
20241-18-06Z	20242-18-06Z	M18X1.5	10	6	45.7	8	21.4	24
20241-22-08Z	20242-22-08Z	M22X1.5	12	8	58.9	10	24	27
20241-27-10TZ	20242-27-10TZ	M27X1.5	16	10	68.6	10	24.3	32
20241-30-12Z	20242-30-12Z	M30X1.5	20	12	77.4	11	30	36
20241-36-12TZ	20242-36-12TZ	M36X2	20	12	74.9	13	27.5	41
20241-36-16Z	20242-36-16Z	M36X2	25	16	85.7	13	31.5	41
20241-39-16TZ	20242-39-16TZ	M39X2	25	16	83.9	13	29.7	46
20241-42-20WZ	20242N-42-20WZ	M42X2	32	20	96/98.6	15	35.2	50
20241-45-20TZ	20242N-45-20TZ	M45X2	32	20	94.5/97.1	15	33.8	55
20241-52-20TZ	20242N-52-20TZ	M52X2	32	20	94.5/97.1	17	33.8	60
20241-52-24TZ	20242N-52-24TZ	M52X2	40	24	108.5/111.5	17	37.7	60
20241-64-32TZ	20242N-64-32TZ	M64X2	50	32	127.8/132.2	23	45.6	75

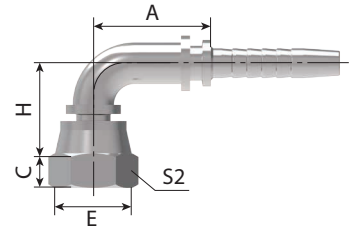
注：1. 尺寸 A 中 "/" 前尺寸适用于编织管接头，"/" 后尺寸适用于缠绕管接头。

Notes: 1. The dimension A before "/" is for braided hose fitting and after "/" is for spiral hose fitting.

20291-T 90°公制内螺纹平面

20291

90° METRIC FEMALE FLAT SEAT
参考 REF. GB/T 9065.3



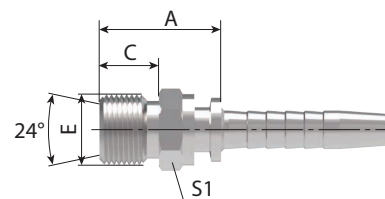
代号 PART NO.		螺纹 E	软管 HOSE SIZE		尺寸 DIMENSIONS			
编织 BRAIDED	缠绕 SPIRAL	THREAD E	公称内径 DN	标号 DASH	A	C	H	S2
			DN	DASH Size	mm			
20291-12-02Z	-	M12X1.25	4	2	26.5	8	30.5	17
20291-12-04Z	-	M12X1.25	6	4	30	8	33.5	17
20291-14-04Z	-	M14X1.5	6	4	30	8.5	34	19
20291-14-05Z	-	M14X1.5	8	5	33	8.5	37	19
20291-16-04Z	-	M16X1.5	6	4	30	8	35	22
20291-16-05Z	-	M16X1.5	8	5	33	8	38	22
20291-16-06Z	20292-16-06Z	M16X1.5	10	6	35.3	8	40.3	22
20291-18-05TZ	-	M18X1.5	8	5	33	8	37	22
20291-18-06Z	20292-18-06Z	M18X1.5	10	6	35.25	8	41.3	24
20291-22-08Z	20292-22-08Z	M22X1.5	12	8	41	10	48	27
20291-22-10Z	20292-22-10Z	M22X1.5	16	10	56	10	53	27
20291-24-08TZ	20292-24-08TZ	M24X1.5	12	8	41	11	45.5	30
20291-27-04TZ	-	M27X1.5	6	4	30	10	35.5	32
20291-27-08TZ	20292-27-08TZ	M27X1.5	12	8	41	10	46	32
20291-27-10TZ	20292-27-10TZ	M27X1.5	16	10	56	10	51	32
20291-30-12Z	20292-30-12Z	M30X1.5	20	12	65.5	11	63.5	36
20291-36-16Z	20292-36-16Z	M36X2	25	16	76.7	13	70	41
20291-39-16TZ	20292-39-16TZ	M39X2	25	16	76.7	13	67.5	46
20291-42-20WZ	20292N-42-20WZ	M42X2	32	20	91.5/94.1	15	80.5	50
20291-45-20TZ	20292N-45-20TZ	M45X2	32	20	91.5/94.1	15	78.5	55
20291-52-20TZ	20292N-52-20TZ	M52X2	32	20	91.5/94.1	17	78.5	60
20291-52-24TZ	20292N-52-24TZ	M52X2	40	24	109.4/112.4	17	92	60
20291-64-32TZ	20292N-64-32TZ	M64X2	50	32	131/135.4	23	113.3	75

注：1. 尺寸 A 中 "/" 前尺寸适用于编织管接头，"/" 后尺寸适用于缠绕管接头。

Notes: 1. The dimension A before "/" is for braided hose fitting and after "/" is for spiral hose fitting.

10411 公制外螺纹 24°内锥面轻系列

METRIC MALE 24° CONE SEAT L.T.
REF. DIN 3853 / ISO 8434-1



代号 PART NO.		螺纹 E	软管 HOSE SIZE		管子外径	尺寸 DIMENSIONS		
编织 BRAIDED	缠绕 SPIRAL	THREAD E	公称内径	标号	TUBE O.D.	A	C	S1
			DN	DASH Size	mm			
		M12X1.5	6	4	6	20.5	10	12
	-	M14X1.5	6	4	8	20.5	10	14
	-	M14X1.5	8	5	8	21.5	10	14
	-	M16X1.5	6	4	10	22.5	11	17
	-	M16X1.5	8	5	10	22.5	11	17
10411-16-06Z	10412-16-06Z	M16X1.5	10	6	10	22.5	11	17
10411-18-05Z	-	M18X1.5	8	5	12	23.5	11	19
10411-18-06Z	10412-18-06Z	M18X1.5	10	6	12	22.5	11	19
10411-22-06Z	10412-22-06Z	M22X1.5	10	6	15	24.5	12	24
10411-22-08Z	10412-22-08Z	M22X1.5	12	8	15	26	12	24
10411-26-08Z	10412-26-08Z	M26X1.5	12	8	18	26.5	12	27
10411-26-10Z	10412-26-10Z	M26X1.5	16	10	18	26.5	12	27
10411-27-10Z	10412-27-10Z	M27X1.5	16	10	18	29.5	14	30
10411-30-10Z	10412-30-10Z	M30X2	16	10	22	29.5	14	32
10411-30-12Z	10412-30-12Z	M30X2	20	12	22	30	14	32
10411-36-16Z	10412-36-16Z	M36X2	25	16	28	31.5	14	38
10411-45-20Z	10412N-45-20Z	M45X2	32	20	35	37/39.6	16	46
10411-52-24Z	10412N-52-24Z	M52X2	40	24	42	38/41	16	55

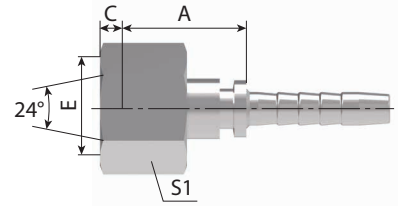
注：1. 尺寸 A 中 "/" 前尺寸适用于编织管接头，"/" 后尺寸适用于缠绕管接头。

Notes: 1. The dimension A before "/" is for braided hose fitting and after "/" is for spiral hose fitting.

20411-W 公制内螺纹 24° 锥带 O 形圈轻系列

20411-T

METRIC FEMALE 24° CONE
O-RING L.T.DIN3865



代号 PART NO.		螺纹 E	软管 HOSE SIZE		管子外径	O 形圈	尺寸 DIMENSIONS				
编织 BRAIDED	缠绕 SPIRAL	THREAD E	公称内径 DN	标号 DASH	TUBE O.D.	O-RING	A	C	S1		
			DN	DASH Size	mm						
20411-12-04WZ	-	M12X1.5	6	4	6	O04.5X1.5	22.5	1.4	17		
20411-14-04WZ	-	M14X1.5	6	4	8	O06.5X1.5	22.5	1.6	17		
20411-14-06WZ	20412-14-06WZ	M14X1.5	10	6	8	O06.5X1.5	23	1.6	17		
20411-16-04TZ	-	M16X1.5	6	4	10	O08.0X1.5	20.5	2.1	19		
20411-16-05WZ	-	M16X1.5	8	5	10	O08.0X1.5	22	2	19		
20411-16-06WZ	20412-16-06WZ	M16X1.5	10	6	10	O08.0X1.5	23.5	1.7	19		
20411-18-05TZ	-	M18X1.5	8	5	12	O10.0X1.5	24.5	1.5	22		
20411-18-06TZ	20412-18-06TZ	M18X1.5	10	6	12	O10.0X1.5	27.5	1.5	22		
20411-18-08WZ	20412-18-08WZ	M18X1.5	12	8	12	O10.0X1.5	24.5	1.8	22		
20411-22-05TZ	-	M22X1.5	8	5	15	O12.0X2.0	26.5	3	27		
20411-22-06TZ	20412-22-06TZ	M22X1.5	10	6	15	O12.0X2.0	26.5	3	27		
20411-22-08TZ	20412-22-08TZ	M22X1.5	12	8	15	O12.0X2.0	29	2.5	27		
20411-26-10TZ	20412-26-10TZ	M26X1.5	16	10	18	O15.0X2.0	30	2.1	32		
20411-26-12WZ	20412-26-12WZ	M26X1.5	20	12	18	O15.0X2.0	28.5	2.1	32		
20411-30-10TZ	20412-30-10TZ	M30X2	16	10	22	O20.0X2.0	31	3.8	36		
20411-30-12TZ	20412-30-12TZ	M30X2	20	12	22	O20.0X2.0	34	4	36		
20411-36-12TZ	20412-36-12TZ	M36X2	20	12	28	O26.0X2.0	33	4.5	41		
20411-45-16TZ	20412-45-16TZ	M45X2	25	16	35	O32.0X2.5	37	4	50		
20411-45-20TZ	20412N-45-20TZ	M45X2	32	20	35	O32.0X2.5	37.5/40.1	4	50		
20411-52-20TZ	20412N-52-20TZ	M52X2	32	20	42	O38.0X2.5	38.5/41.1	4	60		
20411-52-24TZ	20412N-52-24TZ	M52X2	40	24	42	O38.0X2.5	38.5/41.5	4	60		

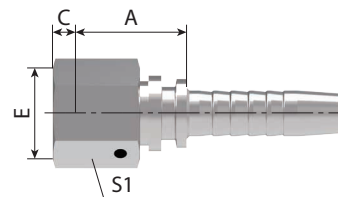
注：1. 尺寸 A 中 " / " 前尺寸适用于编织管接头，" / " 后尺寸适用于缠绕管接头。

Notes: 1. The dimension A before " / " is for braided hose fitting and after " / " is for spiral hose fitting.

20411C-T 公制内螺纹 24° 球面轻系列

20411C

METRIC FEMALE MULTISEAL L.T.



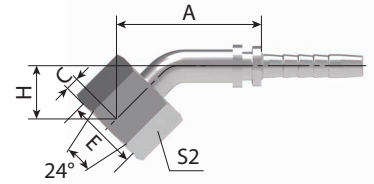
代号 PART NO.		螺纹 E	软管 HOSE SIZE		管子外径	尺寸 DIMENSIONS		
编织 BRAIDED	缠绕 SPIRAL	THREAD E	公称内径 DN	标号 DASH	TUBE O.D.	A	C	S1
			DN	DASH Size	mm			
20411C-12-04Z	-	M12X1.5	6	4	6	19.5	3.5	17
20411C-14-04Z	-	M14X1.5	6	4	8	20.5	3.5	19
20411C-16-04TZ	-	M16X1.5	6	4	10	20.5	4	19
20411C-16-05Z	-	M16X1.5	8	5	10	21	3.5	22
20411C-16-06Z	20412C-16-06Z	M16X1.5	10	6	10	21	3.5	22
20411C-18-06TZ	20412C-18-06TZ	M18X1.5	10	6	12	23	3	22
20411C-22-06TZ	20412C-22-06TZ	M22X1.5	10	6	15	23	4.5	27
20411C-22-08TZ	20412C-22-08TZ	M22X1.5	12	8	15	25	4.5	27
20411C-26-10TZ	20412C-26-10TZ	M26X1.5	16	10	18	26	4	32
20411C-30-10TZ	20412C-30-10TZ	M30X2	16	10	22	26	7	36
20411C-30-12TZ	20412C-30-12TZ	M30X2	20	12	22	26	7	36
20411C-36-16Z	20412C-36-16Z	M36X2	25	16	28	29	6.5	41
20411C-45-20TZ	20412CN-45-20TZ	M45X2	32	20	35	33/35.6	7	55
20411C-52-24TZ	20412CN-52-24TZ	M52X2	40	24	42	34/37	8	60

注：1. 尺寸 A 中 "/" 前尺寸适用于编织管接头，"/" 后尺寸适用于缠绕管接头。

Notes: 1. The dimension A before "/" is for braided hose fitting and after "/" is for spiral hose fitting.

20441-W 45°公制内螺纹 24°锥带 O形圈轻系列

20441-T 45° METRIC FEMALE 24° CONE O-RING L.T.DIN3865



代号 PART NO.		螺纹 E	软管 HOSE SIZE		管子外径	O 形圈	尺寸 DIMENSIONS				
编织 BRAIDED	缠绕 SPIRAL	THREAD E	公称内径 DN	标号 DASH	TUBE O.D	O-RING	A	C	H	S2	
			DN	DASH Size	mm						
20441-14-04WZ	-	M14X1.5	6	4	8	O06.5X1.5	38.1	1.6	16	17	
20441-16-04TZ	-	M16X1.5	6	4	10	O08.0X1.5	38.1	2.1	16	19	
20441-16-05WZ	-	M16X1.5	8	5	10	O08.0X1.5	40.3	2	17	19	
20441-16-06WZ	20442-16-06WZ	M16X1.5	10	6	10	O08.0X1.5	40.3	2	17	19	
20441-18-05TZ	-	M18X1.5	8	5	12	O10.0X1.5	40.3	1.5	17	22	
20441-18-06TZ	20442-18-06TZ	M18X1.5	10	6	12	O10.0X1.5	45	1.5	18.5	22	
20441-22-05TZ	-	M22X1.5	8	5	15	O12.0X2.0	40.9	3	17.6	27	
20441-22-06TZ	20442-22-06TZ	M22X1.5	10	6	15	O12.0X2.0	42	3	18	27	
20441-22-08TZ	20442-22-08TZ	M22X1.5	12	8	15	O12.0X2.0	48.8	2.5	20	27	
20441-26-08TZ	20442-26-08TZ	M26X1.5	12	8	18	O15.0X2.0	47.3	2.1	21	32	
20441-26-10TZ	20442-26-10TZ	M26X1.5	16	10	18	O15.0X2.0	58	2.1	23.5	32	
20441-26-12WZ	20442-26-12WZ	M26X1.5	20	12	18	O15.0X2.0	61.4	2.1	24.6	32	
20441-30-10TZ	20442-30-10TZ	M30X2	16	10	22	O20.0X2.0	56.4	3.8	24.1	36	
20441-30-12TZ	20442-30-12TZ	M30X2	20	12	22	O20.0X2.0	63.2	4	25.6	36	
20441-36-12TZ	20442-36-12TZ	M36X2	20	12	28	O26.0X2.0	61.5	4.5	25.6	41	
20441-45-20TZ	20442N-45-20TZ	M45X2	32	20	35	O32.0X2.5	99.8/102.4	4	39.1	50	
20441-52-20TZ	20442N-52-20TZ	M52X2	32	20	42	O38.0X2.5	102/104.6	4	39.8	60	
20441-52-24TZ	20442N-52-24TZ	M52X2	40	24	42	O38.0X2.5	114.5/117.5	4	43./	60	

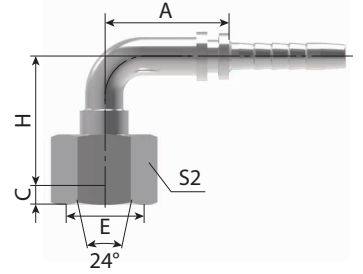
注：1. 尺寸 A 中 "/" 前尺寸适用于编织管接头，"/" 后尺寸适用于缠绕管接头。

Notes: 1. The dimension A before "/" is for braided hose fitting and after is for spiral hose fitting.

20491-W 90°公制内螺纹 24°锥带 O形圈轻系

20491-T 90° METRIC FEMALE 24° CONE O-RING

ISO 12151-2--DIN 3865



代号 PART NO.		螺纹 E	软管 HOSE SIZE		管子外径	O 形圈	尺寸 DIMENSIONS				
编织 BRAIDED	缠绕 SPIRAL	THREAD E	公称内径 DN	标号 DASH	TUBE O.D	O-RING	A	C	H	S2	
			DN	DASH Size	mm						
20491-12-03WZ	-	M12X1.5	5	3	6	O04.5X1.5	26.5	1.4	30	17	
20491-12-04WZ	-	M12X1.5	6	4	6	O04.5X1.5	27	1.4	30	17	
20491-14-04WZ	-	M14X1.5	6	4	8	O06.5X1.5	30	1.6	30.5	17	
20491-16-04TZ	-	M16X1.5	6	4	10	O08.0X1.5	30	2.1	30.5	19	
20491-16-05WZ	-	M16X1.5	8	5	10	O08.0X1.5	33	2	33	19	
20491-16-06WZ	20492-16-06WZ	M16X1.5	10	6	10	O08.0X1.5	35	2	33	19	
20491-18-05TZ	-	M18X1.5	8	5	12	O10.0X1.5	33	1.5	33.5	22	
20491-18-06TZ	20492-18-06TZ	M18X1.5	10	6	12	O10.0X1.5	37	1.5	36	22	
20491-22-06TZ	20492-22-06TZ	M22X1.5	10	6	15	O12.0X2.0	34.5	3	36	27	
20491-22-08TZ	20492-22-08TZ	M22X1.5	12	8	15	O12.0X2.0	42	2.5	41.5	27	
20491-26-08TZ	20492-26-08TZ	M26X1.5	12	8	18	O15.0X2.0	39.5	2.1	42.9	32	
20491-26-10TZ	20492-26-10TZ	M26X1.5	16	10	18	O15.0X2.0	51.2	2.1	51.5	32	
20491-26-12WZ	20492-26-12WZ	M26X1.5	20	12	18	O15.0X2.0	55.5	2.1	51.5	32	
20491-30-10TZ	20492-30-10TZ	M30X2	16	10	22	O20.0X2.0	49	3.8	51.5	36	
20491-30-12TZ	2049230-12TZ	M30X2	20	12	22	O20.0X2.0	57	4	56	36	
20491-36-12TZ	20492-36-12TZ	M36X2	20	12	28	O26.0X2.0	55.3	4.5	56	41	
20491-45-16TZ	20492-45-16TZ	M45X2	25	16	35	O32.0X2.5	71	4	69.5	50	
20491-45-20TZ	20492N-45-20TZ	M45X2	32	20	35	O32.0X2.5	91.5/94.1	4	86	50	
20491-52-20TZ	20492N-52-20TZ	M52X2	32	20	42	O38.0X2.5	93/95.6	4	87	60	
20491-52-24TZ	20492N-52-24TZ	M52X2	40	24	42	O38.0X2.5	109.4/112.4	4	100.5	60	

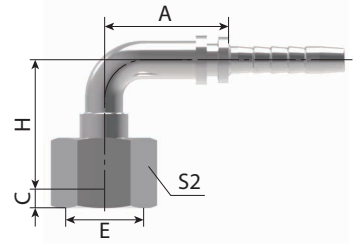
注：1. 尺寸 A 中 "/" 前尺寸适用于编织管接头，"/" 后尺寸适用于缠绕管接头。

Notes: 1. The dimension A before "/" is for braided hose fitting and after "/" is for spiral hose fitting.

20491C 20491C-T

90°公制内螺纹 24°锥球面轻系列 DIN 3866

90° METRIC FEMALE
24° MULTISEAL L.T.DIN 3868



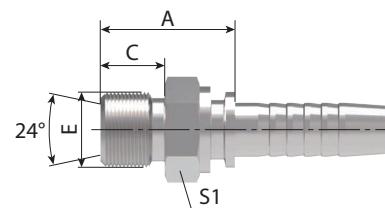
代号 PART NO.		螺纹 E	软管 HOSE SIZE		管子外径	尺寸 DIMENSIONS			
编织 BRAIDED	缠绕 SPIRAL	THREAD E	公称内径 DN	标号 DASH	TUBE O.D	A	C	H	S2
			DN	DASH Size	mm				
20491C-14-04Z	-	M14X1.5	6	4	8	30	3.5	28.5	19
20491C-16-04TZ	-	M16X1.5	6	4	10	30	4	32	19
20491C-16-05Z	-	M16X1.5	8	5	10	33	3.5	32	22
20491C-16-06Z	20492C-16-06Z	M16X1.5	10	6	10	35	3.5	32	22
20491C-18-06TZ	20492C-18-06TZ	M18X1.5	10	6	12	37	3	35	22
20491C-22-08TZ	20492C-22-08TZ	M22X1.5	12	8	15	42	4.5	42	27
20491C-26-10TZ	20492C-26-10TZ	M26X1.5	16	10	18	51.2	4	51.5	32
20491C-30-12TZ	20492C-30-12TZ	M30X2	20	12	22	57	7	55.5	36
20491C-36-12TZ	20492C-36-12TZ	M36X2	20	12	28	55.3	6.5	55.5	41

注：1. 尺寸 A 中 "/" 前尺寸适用于编织管接头，"/" 后尺寸适用于缠绕管接头。

Notes: 1. The dimension A before "/" is for braided hose fitting and after "/" is for spiral hose fitting.

10511 公制外螺纹 24°内锥面重系列

METRIC FEMALE 24° CONE SEAT H.T.
REF.DIN 3853/ISO 8434- 1



代号 PART NO.		螺纹 E	软管 HOSE SIZE		管子外径	尺寸 DIMENSIONS		
编织 BRAIDED	缠绕 SPIRAL	THREAD E	公称内径	标号	TUBE O.D.	A	C	S2
			DN	DASH Size		mm		
10511-14-04Z	-	M14X1.5	6	4	6	24.5	12	14
10511-16-04Z	-	M16X1.5	6	4	8	26.5	12	17
10511-18-04Z	-	M18X1.5	6	4	10	26.5	12	19
10511-20-05Z	-	M20X1.5	8	5	12	27	12	22
10511-20-06Z	10512-20-06Z	M20X1.5	10	6	12	26.5	12	22
10511-22-05Z	-	M22X1.5	8	5	14	30.5	14	24
10511-22-06Z	10512-22-06Z	M22X1.5	10	6	14	30.5	14	24
10511-22-08Z	10512-22-08Z	M22X1.5	12	8	14	31	14	24
10511-24-08Z	10512-24-08Z	M24X1.5	12	8	16	31.5	14	27
10511-30-10Z	10512-30-10Z	M30X2	16	10	20	34.5	16	32
10511-30-12Z	10512-30-12Z	M30X2	20	12	20	36	16	32
10511-36-12Z	10512-36-12Z	M36X2	20	12	25	40.5	18	41
10511-36-16Z	10512-36-16Z	M36X2	25	16	25	41.5	18	38
10511-42-16Z	10512-42-16Z	M42X2	25	16	30	44	20	46
10511-42-20Z	10512N-42-20Z	M42X2	32	20	30	45/47.6	20	46
10511-52-20Z	10512N-52-20Z	M52X2	32	20	38	50/52.6	22	55

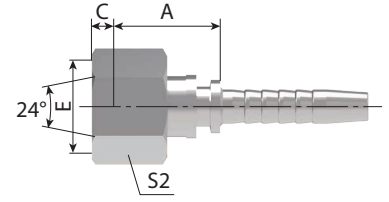
注：1. 尺寸 A 中 "/" 前尺寸适用于编织管接头，"/" 后尺寸适用于缠绕管接头。

Notes: 1. The dimension A before "/" is for braided hose fitting and after "/" is for spiral hose fitting.

20511-W 公制内螺纹 24°锥带 O 形圈重系列

20511-T

METRIC FEMALE 24° CONE
O-RING H.T.DIN3865

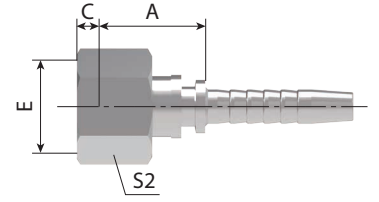


代号 PART NO.		螺纹 E	软管 HOSE SIZE		管子外径	O 形圈	尺寸 DIMENSIONS				
编织 BRAIDED	缠绕 SPIRAL	THREAD E	公称内径 DN	标号 DASH	TUBE O.D.	O-RING	A	C	S2		
			DN	DASH Size	mm						
20511-14-04WZ	-	M14X1.5	6	4	6	O04.5X1.5	23	1.1	17		
20511-16-04TZ	-	M16X1.5	6	4	8	O06.5X1.5	20.5	1.8	19		
20511-16-05WZ	-	M16X1.5	8	5	8	O06.5X1.5	23	1.5	19		
20511-18-04TZ	-	M18X1.5	6	4	10	O08.0X1.5	25.5	1.5	22		
20511-18-06TZ	20512-18-06TZ	M18X1.5	10	6	10	O08.0X1.5	26	1.5	22		
20511-20-06TZ	20512-20-06TZ	M20X1.5	10	6	12	O10.0X1.5	26.5	2.5	24		
20511-20-08WZ	20512-20-08WZ	M20X1.5	12	8	12	O10.0X1.5	25.5	2.5	24		
20511-22-06TZ	20512-22-06TZ	M22X1.5	10	6	14	O11.0X2.0	26.5	3	27		
20511-22-08TZ	20512-22-08TZ	M22X1.5	12	8	14	O11.0X2.0	27.5	2.5	27		
20511-24-06TZ	20512-24-06TZ	M24X1.5	10	6	16	O13.0X2.0	27	3	30		
20511-24-08TZ	20512-24-08TZ	M24X1.5	12	8	16	O13.0X2.0	27.5	3	30		
20511-30-10TZ	20512-30-10TZ	M30X2	16	10	20	O16.3X2.4	33	2.5	36		
20511-30-12TZ	20512-30-12TZ	M30X2	20	12	20	O16.3X2.4	35	2.5	36		
20511-36-12TZ	20512-36-12TZ	M36X2	20	12	25	O20.3X2.4	35	3.2	46		
20511-36-16WZ	20512-36-16WZ	M36X2	25	16	25	O20.3X2.4	31.5	3.2	46		
20511-42-12TZ	20512-42-12TZ	M42X2	20	12	30	O25.3X2.4	37.5	3.9	50		
20511-42-16TZ	20512-42-16TZ	M42X2	25	16	30	O25.3X2.4	38.5	3.9	50		
20511-52-20TZ	20512N-52-20TZ	M52X2	32	20	38	O33.3X2.4	41.5/44.1	4.5	60		
20511-52-24TZ	20512N-52-24TZ	M52X2	40	24	38	O33.3X2.4	41.5/44.5	4.5	60		

注：1. 尺寸 A 中 "/" 前尺寸适用于编织管接头，"/" 后尺寸适用于缠绕管接头。
Notes: 1. The dimension A before "/" is for braided hose fitting and after "/" is for spiral hose fitting.

20511C-T 公制内螺纹 24°球面重系列

METRIC FEMALE 24°
MULTISEAL H.T.DIN3868



代号 PART NO.		螺纹 E	软管 HOSE SIZE		管子外径	尺寸 DIMENSIONS		
编织 BRAIDED	缠绕 SPIRAL	THREAD E	公称内径	标号	TUBE O.D.	A	C	S2
			DN	DASH Size	mm			
20511C-18-04TZ	-	M18X1.5	6	04	10	21	3	22
20511C-20-05TZ	-	M20X1.5	8	05	12	21.5	4.5	24
20511C-20-06TZ	20512C-20-06TZ	M20X1.5	10	06	12	21.5	4.5	24
20511C-22-06TZ	20512C-22-06TZ	M22X1.5	10	06	14	21.5	4.5	27
20511C-24-08TZ	20512C-24-08TZ	M24X1.5	12	08	、 16	23	5	30
20511C-30-10TZ	20512C-30-10TZ	M30X2	16	10	20	26	7	36
20511C-36-12TZ	20512C-36-12TZ	M36X2	20	12	25	27	6.5	41
20511C-42-16TZ	20512C-42-16TZ	M42X2	25	16	30	29.5	9	50
20511C-52-20TZ	20512CN-52-20TZ	M52X2	32	20	38	34/36.6	8	60

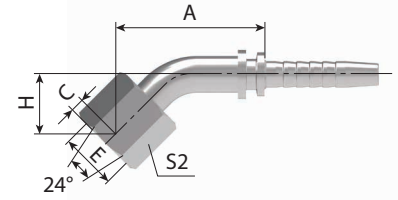
注：1. 尺寸 A 中 "/" 前尺寸适用于编织管接头，"/" 后尺寸适用于缠绕管接头。

Notes: 1. The dimension A before "/" is for braided hose fitting and after "/" is for spiral hose fitting.

20541-W 45°公制内螺纹 24°锥带 O形圈重系列

20541-T

45° METRIC FEMALE 24° CONE O-RING
H.T.DIN3865



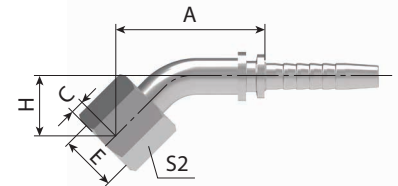
代号 PART NO.		螺纹 E	软管 HOSE SIZE		管子外径	O 形圈	尺寸 DIMENSIONS				
编织 BRAIDED	缠绕 SPIRAL	THREAD E	公称内径 DN	标号 DASH	TUBE O.D.	O-RING	A	C	H	S2	
			DN	DASH Size	mm						
20541-14-04WZ	-	M16X1.5	6	4	6	O04.5X1.5	38.1	1.1	16	17	
20541-16-04TZ	-	M16X1.5	6	4	8	O06.5X1.5	38.4	1.8	16.3	19	
20541-16-05WZ	-	M16X1.5	8	5	8	O06.5X1.5	38.4	1.5	16.3	19	
20541-18-04TZ	-	M18X1.5	6	4	10	O08.0X1.5	39.1	1.5	17	22	
20541-18-06TZ	20542-18-06TZ	M18X1.5	10	6	10	O08.0X1.5	43.8	1.5	17.3	22	
20541-20-06TZ	20542-20-06TZ	M20X1.5	10	6	12	O10.0X1.5	42.5	2.5	18.5	24	
20541-20-08WZ	20542-20-08WZ	M20X1.5	12	8	12	O10.0X1.5	42.8	2.5	19	24	
20541-22-06TZ	20542-22-06TZ	M22X1.5	10	6	14	O11.0X2.0	42	3	18	27	
20541-22-08TZ	20542-22-08TZ	M22X1.5	12	8	14	O11.0X2.0	49.6	2.5	20.7	27	
20541-24-08TZ	20542-24-08TZ	M24X1.5	12	8	16	O13.0X2.0	47.3	3	21	30	
20541-24-10WZ	20542-24-10WZ	M24X1.5	16	10	16	O13.0X2.0	49.7	3	22.9	30	
20541-30-10TZ	20542-30-10TZ	M30X2	16	10	20	O16.3X2.4	57.3	2.5	25	36	
20541-30-12TZ	20542-30-12TZ	M30X2	20	12	20	O16.3X2.4	65.8	2.5	26.7	36	
20541-36-12TZ	20542-36-12TZ	M36X2	20	12	25	O20.3X2.4	67.1	3.2	30.5	46	
20541-42-16TZ	20542-42-16TZ	M42X2	25	16	30	O25.3X2.4	81	3.9	35.5	50	
20541-52-20TZ	20542N-52-20TZ	M52X2	32	20	38	O33.3X2.4	101.7/104.3	4.5	39.4	60	
20541-52-24TZ	20542N-52-24TZ	M52X2	40	24	38	O33.3X2.4	114.1/117.1	4.5	43.4	60	

注：1. 尺寸 A 中 "/" 前尺寸适用于编织管接头，"/" 后尺寸适用于缠绕管接头。

Notes: 1. The dimension A before "/" is for braided hose fitting and after "/" is for spiral hose fitting.

20541C-T 45°公制内螺纹 24°球面系列 DIN 3868

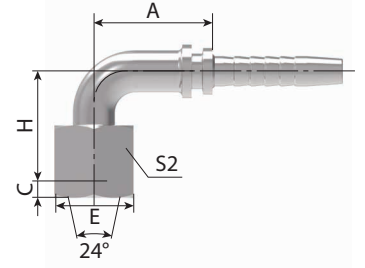
45° METRIC FEMALE MULTISEAL
H.T.DIN 3868



代号 PART NO.		螺纹 E	软管 HOSE SIZE		管子外径	尺寸 DIMENSIONS			
编织 BRAIDED	缠绕 SPIRAL	THREAD E	公称内径	标号	TUBE O.D.	A	C	H	S2
			DN	DASH Size	mm				
20541C-16-04TZ	-	M16X1.5	6	4	8	37.4	3.5	15.3	19
20541C-18-04TZ	-	M18X1.5	6	4	10	38.1	3	16	22
20541C-20-06TZ	20542C-20-06TZ	M20X1.5	10	6	12	41.6	4.5	17.6	24
20541C-24-08TZ	20542C-24-08TZ	M24X1.5	12	8	16	47.7	5	21.5	30

20591-W 90°公制内螺纹 24°锥带 O形圈重系列

20591-T 90° METRIC FEMALE 24° CONE O-RING H.T.DIN3865



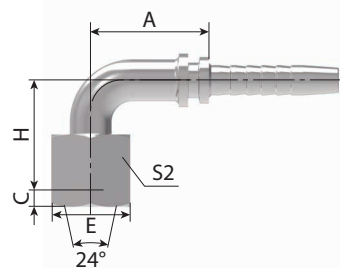
代号 PART NO.		螺纹 E	软管 HOSE SIZE		管子外径	O 形圈	尺寸 DIMENSIONS				
编织 BRAIDED	缠绕 SPIRAL	THREAD E	公称内径 DN	标号 DASH	TUBE O.D.	O-RING	A	C	H	S2	
			DN	DASH Size	mm						
20591-14-04WZ	-	M16X1.5	6	4	6	O04.5X1.5	30	1.1	30.5	17	
20591-16-04TZ	-	M16X1.5	6	4	8	O06.5X1.5	30	1.8	31	19	
20591-16-05WZ	-	M16X1.5	8	5	8	O06.5X1.5	30	1.5	31	19	
20591-18-05TZ	-	M18X1.5	8	5	10	O08.0X1.5	33	1.5	33.5	22	
20591-18-06TZ	20592-18-06TZ	M18X1.5	10	6	10	O08.0X1.5	37	1.5	35	22	
20591-20-06TZ	20592-20-06TZ	M20X1.5	10	6	12	O10.0X1.5	34.5	2.5	35.5	24	
20591-20-08WZ	20592-20-08WZ	M20X1.5	12	8	12	O10.0X1.5	38	2.5	38	24	
20591-22-06TZ	20592-22-06TZ	M22X1.5	10	6	14	O11.0X2.0	34.5	3	36	27	
20591-22-08TZ	20592-22-08TZ	M22X1.5	12	8	14	O11.0X2.0	42	2.5	42.5	27	
20591-24-08TZ	20592-24-08TZ	M24X1.5	12	8	16	O13.0X2.0	39.5	3	43	30	
20591-24-10WZ	20592-24-10WZ	M24X1.5	16	10	16	O13.0X2.0	45	3	45.5	30	
20591-30-10TZ	20592-30-10TZ	M30X2	16	10	20	O16.3X2.4	49	2.5	49.5	36	
20591-30-12TZ	20592-30-12TZ	M30X2	20	12	20	O16.3X2.4	55.8	2.5	54.5	36	
20591-36-12TZ	20592-36-12TZ	M36X2	20	12	25	O20.3X2.4	56	3.2	59	46	
20591-42-16TZ	20592-42-16TZ	M42X2	25	16	30	O25.3X2.4	71	3.9	70	50	
20591-52-20TZ	20592N-52-20TZ	M52X2	32	20	38	O33.3X2.4	93/95.6	4.5	86.5	60	
20591-52-24TZ	20592N-52-24TZ	M52X2	40	24	38	O33.3X2.4	109.4/112.4	4.5	100	60	

注：1. 尺寸 A 中 "/" 前尺寸适用于编织管接头，"/" 后尺寸适用于缠绕管接头。

Notes: 1. The dimension A before "/" is for braided hose fitting and after "/" is for spiral hose fitting.

20591C-T 90°公制内螺纹 24°球面重系列 DIN3868

90° METRIC FEMALE
MULTISEAL H.T.DIN3868



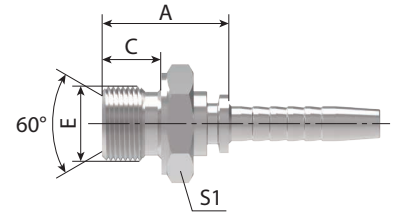
代号 PART NO.		螺纹 E	软管 HOSE SIZE		管子外径	尺寸 DIMENSIONS			
编织 BRAIDED	缠绕 SPIRAL	THREAD E	公称内径	标号	TUBE O.D.	A	C	H	S2
			DN	DASH Size	mm				
20591C-16-04TZ	-	M16X1.5	6	4	8	30	3.5	32.5	19
20591C-18-04TZ	-	M18X1.5	6	4	10	30	3	30.5	22
20591C-20-05TZ	-	M20X1.5	8	5	12	33	4.5	34	24
20591C-20-06TZ	20592C-20-06TZ	M20X1.5	10	6	12	34.5	4.5	35.5	24
20591C-22-06TZ	20592C-22-06TZ	M22X1.5	10	6	14	34.5	4.5	36	27
20591C-24-08TZ	20592C-24-08TZ	M24X1.5	12	8	16	39.5	5	43.5	30
20591C-30-10TZ	20592C-30-10TZ	M30X2	16	10	20	49	7	50.5	36
20591C-36-12TZ	20592C-36-12TZ	M36X2	20	12	25	56	6.5	55.5	41
20591C-42-16TZ	20592C-42-16TZ	M42X2	25	16	30	71	9	68.4	50
20591C-52-20TZ	20592CN-52-20TZ	M52X2	32	20	38	83/85.6	8	81.5	60

注：1. 尺寸 A 中 "/" 前尺寸适用于编织管接头，"/" 后尺寸适用于缠绕管接头。

Notes: 1. The dimension A before "/" is for braided hose fitting and after "/" is for spiral hose fitting.

10611 公制外螺纹 60°内锥面或六角端 用组合垫密封的双用接头

METRIC MALE DOUBLE USE FOR
60° CONE SEAT OR BONDED SEAL



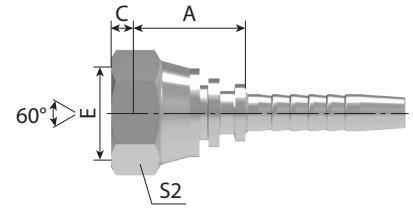
代号 PART NO.		螺纹 E THREAD E	软管 HOSE SIZE		尺寸 DIMENSIONS		
编织 BRAIDED	缠绕 SPIRAL		公称内径 DN	标号 DASH Size	A	C	S1
					mm		
10611-14-04Z	-	M14X1.5	6	4	23.5	11	19
10611-14-06Z	10612-14-06Z	M14X1.5	10	6	25	11	19
10611-16-04Z	-	M16X1.5	6	4	27.5	12	22
10611-16-05Z	-	M16X1.5	8	5	27.5	12	22
10611-18-06Z	10612-18-06Z	M18X1.5	10	6	27.5	12	24
10611-22-06Z	10612-22-06Z	M22X1.5	10	6	30.5	14	27
10611-22-08Z	10612-22-08Z	M22X1.5	12	8	31	14	27
10611-24-10Z	10612-24-10Z	M24X1.5	16	10	35	14	30
10611-26-10Z	10612-26-10Z	M26X1.5	16	10	34.5	16	32
10611-27-10DZ	10612-27-10DZ	M27X1.5	16	10	35	16	32
10611-27-10Z	10612-27-10Z	M27X2	16	10	34.5	16	32
10611-30-12DZ	10612-30-12DZ	M30X1.5	20	12	38	18	36
10611-30-12Z	10612-30-12Z	M30X2	20	12	38	18	36
10611-33-16Z	10612-33-16Z	M33X2	25	16	40	18	41
10611-42-20Z	10612N-42-20Z	M42X2	32	20	46/48.6	20	50
10611-45-20Z	10612N-45-20Z	M45X2	32	20	46/48.6	20	55
10611-48-24Z	10612N-48-24Z	M48X2	40	24	46/49	20	55
10611-52-24Z	10612N-52-24Z	M52X2	40	24	46/49	20	60

注：1. 尺寸 A 中 "/" 前尺寸适用于编织管接头，"/" 后尺寸适用于缠绕管接头。

Notes: 1. The dimension A before "/" is for braided hose fitting and after "/" is for spiral hose fitting.

20611-T 公制内螺纹 60°外锥面

20611 METRIC FEMALE 60° CONE



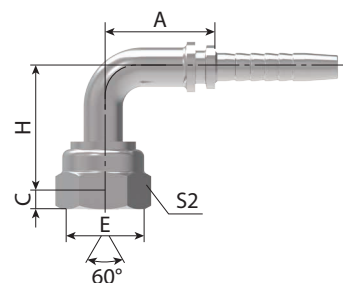
代号 PART NO.		螺纹 E	软管 HOSE SIZE		尺寸 DIMENSIONS		
编织 BRAIDED	缠绕 SPIRAL	THREAD E	公称内径	标号	A	C	S2
			DN	DASH Size	mm		
20611-14-04Z	-	M14X1.5	6	4	18	5.5	19
20611-16-05Z	-	M16X1.5	8	5	18.5	5.5	22
20611-16-06Z	20612-16-06Z	M16X1.5	10	6	19	5.5	22
20611-18-06Z	20612-18-06Z	M18X1.5	10	6	20	5.5	24
20611-20-08Z	20612-20-08Z	M20X1.5	12	8	22	7	27
20611-22-08Z	20612-22-08Z	M22X1.5	12	8	22.5	6	27
20611-24-10Z	20612-24-10Z	M24X1.5	16	10	24.5	6.5	30
20611-26-10Z	20612-26-10Z	M26X1.5	16	10	24.5	6	32
20611-27-10DTZ	20612-27-10DTZ	M27X1.5	16	10	23.5	6	32
20611-27-10TZ	20612-27-10TZ	M27X2	16	10	23.5	8	32
20611-30-10DZ	20612-30-10DZ	M30X1.5	16	10	26.5	6	36
20611-30-12DZ	20612-30-12DZ	M30X1.5	20	12	26.5	6	36
20611-30-12Z	20612-30-12Z	M30X2	20	12	26.5	6	36
20611-36-16Z	20612-36-16Z	M36X2	25	16	29.5	6.5	41
20611-39-16TZ	20612-39-16TZ	M39X2	25	16	30	6.5	46
20611-45-20TZ	20612N-45-20TZ	M45X2	32	20	30.5/33.1	8.5	55
20611-52-24TZ	20612N-52-24TZ	M52X2	40	24	32/35	10	60

注：1. 尺寸 A 中 "/" 前尺寸适用于编织管接头，"/" 后尺寸适用于缠绕管接头。

Notes: 1. The dimension A before "/" is for braided hose fitting and after "/" is for spiral hose fitting.

20691-T 90°公制内螺纹 60°外锥面

20691 90° METRIC FEMALE 60° CONE



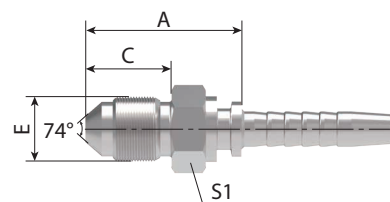
代号 PART NO.		螺纹 E	软管 HOSE SIZE		尺寸 DIMENSIONS			
编织 BRAIDED	缠绕 SPIRAL	THREAD E	公称内径	标号	A	C	H	S2
			DN	DASH Size	mm			
20691-14-04Z	-	M14X1.5	6	4	30	5.5	37	19
20691-16-05Z	-	M16X1.5	8	5	33	5.5	40.5	22
20691-18-06Z	20692-18-06Z	M18X1.5	10	6	35.3	5.5	43.8	24
20691-22-08Z	20692-22-08Z	M22X1.5	12	8	41	6	52	27
20691-27-10DTZ	20692-27-10DTZ	M27X1.5	16	10	56	6	55	32
20691-30-12DZ	20692-30-12DZ	M30X1.5	20	12	66.2	6	68.5	36
20691-36-16Z	20692-36-16Z	M36X2	25	16	80	6.5	72	41
20691-39-16TZ	20692-39-16TZ	M39X2	25	16	76.7	6.5	74	46
20691-45-20TZ	20692N-45-20TZ	M45X2	32	20	91.5/94.1	8.5	85	55
20691-52-24TZ	20692N-52-24TZ	M52X2	40	24	109.4/112.4	10	99	60

注：1. 尺寸 A 中 "/" 前尺寸适用于编织管接头，"/" 后尺寸适用于缠绕管接头。

Notes: 1. The dimension A before "/" is for braided hose fitting and after "/" is for spiral hose fitting.

10711 国标公制外螺纹 74°外锥面

GB METRIC MALE 74° CONE



代号 PART NO.		螺纹 E	软管 HOSE SIZE		尺寸 DIMENSIONS		
编织 BRAIDED	缠绕 SPIRAL	THREAD E	公称内径	标号	A	C	S2
			DN	DASH Size	mm		
10711-10-02Z	-	M10X1	4	02	23	12.5	14
10711-10-03Z	-	M10X1	5	03	23	12.5	14
10711-12-03Z	-	M12X1.5	5	03	26.5	15.7	14
10711-12-03CZ	-	M12X1.25	5	03	24.5	14	14
10711-14-04Z	-	M14X1.5	6	04	29.5	17	17
10711-14-06Z	10712-14-06Z	M14X1.5	10	06	30.5	18	17
10711-16-05Z	-	M16X1.5	8	05	30.5	18	17
10711-16-06Z	10712-16-06Z	M16X1.5	10	06	30.5	18	17
10711-18-06Z	10712-18-06Z	M18X1.5	10	06	30.5	18	19
10711-22-08Z	10712-22-08Z	M22X1.5	12	08	35	19.5	24
10711-24-08Z	10712-24-08Z	M24X1.5	12	08	35.5	20	27
10711-27-10Z	10712-27-10Z	M27X1.5	16	10	38	20	30
10711-30-12Z	10712-30-12Z	M30X1.5	20	12	42.5	23	32
10711-30-12EZ	10712-30-12EZ	M30X2	20	12	45.5	26	32
10711-33-12Z	10712-33-12Z	M33X2	20	12	46	26	36
10711-39-16Z	10712-39-16Z	M39X2	25	16	48	27.5	41
10711-42-20Z	10712N-42-20Z	M42X2	32	20	52/54.6	28.5	46
10711-45-20Z	10712N-45-20Z	M45X2	32	20	52/54.6	28.5	46

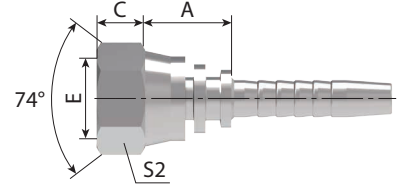
注：1. 尺寸 A 中 "/" 前尺寸适用于编织管接头，"/" 后尺寸适用于缠绕管接头。

Notes: 1. The dimension A before "/" is for braided hose fitting and after "/" is for spiral hose fitting.

20711-T 20711

国标公制内螺纹 74°内锥面

GB METRIC FEMALE 74° CONE SEAT
参考 REF. GB/T 9065.1



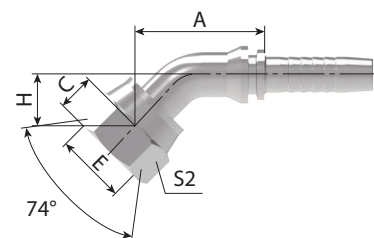
代号 PART NO.		螺纹 E	软管 HOSE SIZE		尺寸 DIMENSIONS		
编织 BRAIDED	缠绕 SPIRAL	THREAD E	公称内径	标号	A	C	S2
			DN	DASH Size	mm		
20711-10-02Z	-	M10X1	4	2	14	7.5	14
20711-12-03CZ	-	M12X1.25	5	3	14	9	17
20711-12-03Z	-	M12X1.5	5	3	14	10	17
20711-12-04Z	-	M12X1.5	6	4	14.5	10	17
2071-14-04Z	-	M14X1.5	6	4	15.5	10.5	19
20711-14-05Z	-	M14X1.5	8	5	15.5	10.5	19
20711-14-06Z	20712-14-06Z	M14X1.5	10	6	15	10.5	19
2071-16-04Z	-	M16X1.5	6	4	16.5	10	22
20711-16-05Z	-	M16X1.5	8	5	16	10	22
20711-16-06Z	20712-16-06Z	M16X1.5	10	6	16	10	22
2071-18-05TZ	-	M18X1.5	8	5	16	8	22
20711-18-06Z	20712-18-06Z	M18X1.5	10	6	17.5	10	24
20711-20-06TZ	20712-20-06TZ	M20X1.5	10	6	16	10	24
20711-20-08Z	20712-20-08Z	M20X1.5	12	8	18.5	10	27
20711-22-06TZ	20712-22-06TZ	M22X1.5	10	6	16	10	27
20711-22-08Z	20712-22-08Z	M22X1.5	12	8	18.5	10	27
20711-22-10Z	20712-22-10Z	M22X1.5	16	10	19	10	27
20711-24-08TZ	20712-24-08TZ	M24X1.5	12	8	17.5	11	30
20711-27-08TZ	20712-27-08TZ	M27X1.5	12	8	18.5	11	32
20711-27-10TZ	20712-27-10TZ	M27X1.5	16	10	19.5	11	32
20711-27-12Z	20712-27-12Z	M27X1.5	20	12	21.5	11	32
20711-30-10TZ	20712-30-10TZ	M30X1.5	16	10	18	11	36
20711-30-12Z	20712-30-12Z	M30X1.5	20	12	21.5	11	36
20711-33-10TZ	20712-33-10TZ	M33X2	16	10	19.5	13	41
20711-33-12TZ	20712-33-12TZ	M33X2	20	12	20	13	41
20711-36-12TZ	20712-36-12TZ	M36X2	20	12	20	14	41
20711-36-16Z	20712-36-16Z	M36X2	25	16	22.5	14	41
20711-39-16TZ	20712-39-16TZ	M39X2	25	16	23.5	14	46
20711-42-16TZ	20712-42-16TZ	M42X2	25	16	23.5	15	50
20711-42-20WZ	20712N-42-20WZ	M42X2	32	20	25/27.6	15.1	50
20711-45-20TZ	20712N-45-20TZ	M45X2	32	20	25/27.6	15	55
20711-52-24TZ	20712N-52-24TZ	M52X2	40	24	25/28	17	60

注：1. 尺寸 A 中 "/" 前尺寸适用于编织管接头，"/" 后尺寸适用于缠绕管接头。

Notes: 1. The dimension A before "/" is for braided hose fitting and after "/" is for spiral hose fitting.

20741 45°国标公制内螺纹 74°内锥面

45° GB METRIC FEMALE 74° CONE SEAT
参考 REF. GB/T 9065.1



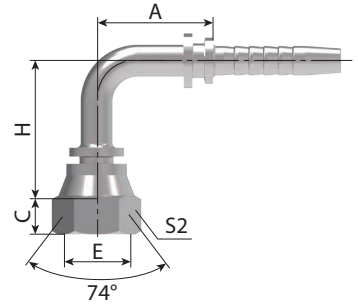
代号 PART NO.		螺纹 E	软管 HOSE SIZE		尺寸 DIMENSIONS			
编织 BRAIDED	缠绕 SPIRAL	THREAD E	公称内径	标号	A	C	H	S2
			DN	DASH Size	mm			
20741-14-04Z	-	M14X1.5	6	04	40.6	10.5	18.5	19
20741-16-05Z	-	M16X1.5	8	05	43.4	10	20	22
20741-18-06Z	20742-18-06Z	M18X1.5	10	06	45.7	10	21.4	24
20741-22-08Z	20742-22-08Z	M22X1.5	12	08	58.9	10	24	27
20741-27-10Z	20742-27-10Z	M27X1.5	16	10	70.7	11	26.4	32
20741-30-12Z	20742-30-12Z	M30X1.5	20	12	77.4	11	30	36
20741-33-12Z	20742-33-12Z	M33X2	20	12	78.1	13	30	41
20741-33-16Z	20742-33-16Z	M33X2	25	16	87.7	13	32.3	41
20741-36-16Z	20742-36-16Z	M36X2	25	16	85.7	14	31.5	41
20741-39-16Z	20742-39-16Z	M39X2	25	16	87	14	31.8	46
20741-45-20WZ	20742N-45-20WZ	M45X2	32	20	100.2/102.8	15	39.4	50
20741-52-24WZ	20742N-52-24WZ	M52X2	40	24	115.3/118.3	17	40.9	60

注：1. 尺寸 A 中 "/" 前尺寸适用于编织管接头，"/" 后尺寸适用于缠绕管接头。

Notes: 1. The dimension A before "/" is for braided hose fitting and after "/" is for spiral hose fitting.

20791 45°国标公制内螺纹 74°内锥面

45° GB METRIC FEMALE 74° CONE SEAT
参考 REF. GB/T 9065.1



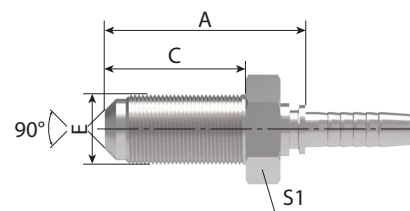
代号 PART NO.		螺纹 E	软管 HOSE SIZE		尺寸 DIMENSIONS			
编织 BRAIDED	缠绕 SPIRAL	THREAD E	公称内径	标号	A	C	H	S2
			DN	DASH Size	mm			
20791-12-04CZ	-	M12X1.25	6	4	30	9	33.5	17
20791-12-04Z	-	M12X1.5	6	4	30	10	33.5	17
20791-14-04Z	-	M14X1.5	6	4	30	10.5	34	19
20791-16-04Z	-	M16X1.5	6	4	30	10	35	22
20791-16-05Z	-	M16X1.5	8	5	33	10	38	22
20791-18-06Z	20792-18-06Z	M18X1.5	10	6	35.3	10	41.3	24
20791-22-08Z	20792-22-08Z	M22X1.5	12	8	41	10	48	27
20791-22-10Z	20792-22-10Z	M22X1.5	16	10	56	10	52.5	27
20791-27-10Z	20792-27-10Z	M27X1.5	16	10	56	11	54	32
20791-30-12Z	20792-30-12Z	M30X1.5	20	12	66.2	11	63.5	36
20791-33-12Z	20792-33-12Z	M33X2	20	12	65.5	13	63.5	41
20791-33-16Z	20792-33-16Z	M33X2	25	16	76.7	13	69	41
20791-36-12Z	20792-36-12Z	M36X2	20	12	65.5	14	63.5	41
20791-39-16Z	20792-39-16Z	M39X2	25	16	78	14	70.5	46
20791-45-20WZ	20792N-45-20WZ	M45X2	32	20	91.5/94.1	15	86.5	50
20791-52-20WZ	20792N-52-20WZ	M52X2	32	20	93/95.6	17	83.3	60
20791-52-24WZ	20792N-52-24WZ	M52X2	40	24	109.4/112.4	17	100.3	60

注：1. 尺寸 A 中 "/" 前尺寸适用于编织管接头，"/" 后尺寸适用于缠绕管接头。

Notes: 1. The dimension A before "/" is for braided hose fitting and after "/" is for spiral hose fitting.

10811L-LN 公制外螺纹 90°外锥面

10811L METRIC MALE 90° CONE



代号 PART NO.		螺纹 E	软管 HOSE SIZE		尺寸 DIMENSIONS			
编织 BRAIDED	缠绕 SPIRAL	THREAD E	公称内径	标号	A	C	H	S2
			DN	DASH Size	mm			
10811L-12-04Z	-	M12X1.5	6	4	46	34	17	17
10811L-12-04AZ	-	M12X1	6	4	44.5	32.5	17	17
10811L-14-04Z	-	M14X1.5	6	4	46	34	17	19
10811L-14-06Z	10812L-14-06Z	M14X1.5	10	6	46.5	34	17	19
10811L-16-04Z	-	M16X1.5	6	4	46.5	34	19	22
10811L-16-06Z	10812L-16-06Z	M16X1.5	10	6	46.5	34	22	22
10811L-20-06Z	10812L-20-06Z	M20X1.5	10	6	57	40	27	27
10811L-20-08Z	10812L-20-08Z	M20X1.5	12	8	57.5	40	27	27
10811L-22-08Z	10812L-22-08Z	M22X1.5	12	8	62.5	45	27	27

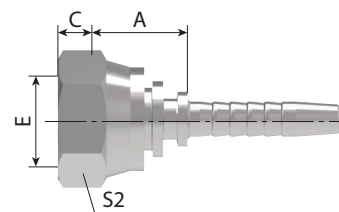
注：1. 尺寸 A 中 "/" 前尺寸适用于编织管接头，"/" 后尺寸适用于缠绕管接头。

Notes: 1. The dimension A before "/" is for braided hose fitting and after "/" is for spiral hose fitting.

20111-T 公制内螺纹球面

20111

METRIC FEMALE MULTISEAL



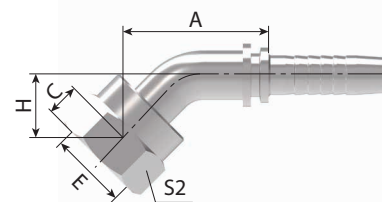
代号 PART NO.		螺纹 E	软管 HOSE SIZE		尺寸 DIMENSIONS		
编织 BRAIDED	缠绕 SPIRAL	THREAD E	公称内径	标号	A	C	S2
			DN	DASH Size	mm		
20111-10-03Z	-	M10X1	5	3	18	2.5	14
20111-10-04Z	-	M10X1	6	4	18	2.5	14
20111-12-04Z	-	M12X1.5	6	4	18.5	4	17
20111-12-05Z	-	M12X1.5	8	5	18.5	4	17
20111-14-04Z	-	M14X1.5	6	4	19.5	4.5	19
20111-14-05Z	-	M14X1.5	8	5	19.5	4.5	19
20111-16-04Z	-	M16X1.5	6	4	19.5	4.5	22
20111-16-05Z	-	M16X1.5	8	5	20	4.5	22
20111-16-06Z	20112-16-06Z	M16X1.5	10	6	20	4.5	22
20111-18-05TZ	-	M18X1.5	8	5	21.5	4	24
20111-18-06Z	20112-18-06Z	M18X1.5	10	6	21.5	4	24
20111-18-08Z	20112-18-08Z	M18X1.5	12	8	22	4	24
20111-20-06TZ	20112-20-06TZ	M20X1.5	10	6	20.5	5.5	24
20111-20-08Z	20112-20-08Z	M20X1.5	12	8	23	5.5	27
20111-22-06TZ	20112-22-06TZ	M22X1.5	10	6	21	5	27
20111-22-08Z	20112-22-08Z	M22X1.5	12	8	23.5	5	27
20111-22-10Z	20112-22-10Z	M22X1.5	16	10	24	5	27
20111-24-08TZ	20112-24-08TZ	M24X1.5	12	8	22	5.5	30
20111-24-10Z	20112-24-10Z	M24X1.5	16	10	25.5	5	30
20111-27-08DTZ	20112-27-08DTZ	M27X1.5	12	8	23	5.5	32
20111-27-10DTZ	20112-27-10DTZ	M27X1.5	16	10	26	5.5	32
20111-27-12DZ	20112-27-12DZ	M27X1.5	20	12	26	5.5	32
20111-27-10TZ	20112-27-10TZ	M27X2	16	10	24	7	32
20111-30-12DZ	20112-30-12DZ	M30X1.5	20	12	26.5	6	36
20111-30-12Z	20112-30-12Z	M30X2	20	12	26.5	8	36
20111-36-12TZ	20112-36-12TZ	M36X2	20	12	26	7	41
20111-39-16TZ	20112-39-16TZ	M39X2	25	16	29.5	7	46
20111-42-16TZ	20112-42-16TZ	M42X2	25	16	30	8.5	50
20111-45-20TZ	20112N-45-20TZ	M45X2	32	20	31.5/34.1	8.5	55
20111-52-20TZ	20112N-52-20TZ	M52X2	32	20	33/35.6	9	60
20111-52-24TZ	20112N-52-24TZ	M52X2	40	24	33/36	9	60
20111-64-32TZ	20112N-64-32TZ	M64X2	50	32	35/39.4	14	75

注：1. 尺寸 A 中 "/" 前尺寸适用于编织管接头，"/" 后尺寸适用于缠绕管接头。

Notes: 1. The dimension A before "/" is for braided hose fitting and after "/" is for spiral hose fitting.

20141-T 45°公制内螺纹球面

20141 45° METRIC FEMALE MULTISEAL



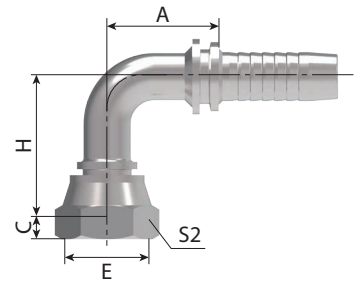
代号 PART NO.		螺纹 E	软管 HOSE SIZE		尺寸 DIMENSIONS			
编织 BRAIDED	缠绕 SPIRAL	THREAD E	公称内径	标号	A	C	H	S2
			DN	DASH Size	mm			
20141-10-03Z	-	M10X1	5	3	41.1	2.5	20.7	14
20141-10-04Z	-	M10X1	6	4	43.2	2.5	21.5	14
20141-12-03Z	-	M12X1.5	5	3	40.9	4	21.2	17
20141-12-04Z	-	M12X1.5	6	4	43	4	20.9	17
20141-14-04Z	-	M14X1.5	6	4	43.4	4.5	21.3	19
20141-14-05Z	-	M14X1.5	8	5	45.5	4.5	22.2	19
20141-16-04Z	-	M16X1.5	6	4	43.7	4.5	21.6	22
20141-16-05Z	-	M16X1.5	8	5	45.8	4.5	22.5	22
20141-16-06Z	20142-16-06Z	M16X1.5	10	6	47.4	4.5	23.2	22
20141-18-05TZ	-	M18X1.5	8	5	46.8	4	22.6	24
20141-18-06Z	20142-18-06Z	M18X1.5	10	6	48.5	4	24.2	24
20141-18-08Z	20142-18-08Z	M18X1.5	12	8	52.2	4	25.7	24
20141-20-06TZ	20142-20-06TZ	M20X1.5	10	6	47.4	5.5	23.2	24
20141-20-08Z	20142-20-08Z	M20X1.5	12	8	45	5.5	18.3	27
20141-22-06TZ	20142-22-06TZ	M22X1.5	10	6	47.8	5	23.5	27
20141-22-08Z	20142-22-08Z	M22X1.5	12	8	62.5	5	27.5	27
20141-24-08TZ	20142-24-08TZ	M24X1.5	12	8	61.1	5.5	26.1	30
20141-24-10Z	20142-24-10Z	M24X1.5	16	10	75.4	5	29.6	30
20141-27-10DTZ	20142-27-10DTZ	M27X1.5	16	10	72.1	5.5	27.8	32
20141-27-10TZ	20142-27-10TZ	M27X2	16	10	72.1	5.5	27.8	32
20141-30-12DZ	20142-30-12DZ	M30X1.5	20	12	81.7	6	33.6	36
20141-30-12Z	20142-30-12Z	M30X2	20	12	81.7	6	33.6	36
20141-39-16TZ	20142-39-16TZ	M39X2	25	16	89.5	7	34	46
20141-45-20TZ	20142N-45-20TZ	M45X2	32	20	99.1/101.7	8.5	38.4	55
20141-52-24TZ	20142N-52-24TZ	M52X2	40	24	114.1/117.1	9	43.4	60

注：1. 尺寸 A 中 "/" 前尺寸适用于编织管接头，"/" 后尺寸适用于缠绕管接头。

Notes: 1. The dimension A before "/" is for braided hose fitting and after "/" is for spiral hose fitting.

20191-T 90°公制内螺纹球面

20191 90° METRIC FEMALE MULTISEAL



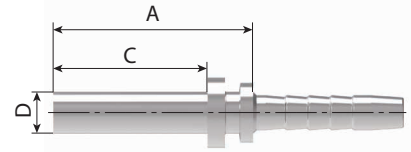
代号 PART NO.		螺纹 E	软管 HOSE SIZE		尺寸 DIMENSIONS			
编织 BRAIDED	缠绕 SPIRAL	THREAD E	公称内径	标号	A	C	H	S2
			DN	DASH Size	mm			
20191-10-03Z	-	M10 X1	5	3	27	2.5	35.5	14
20191-12-04Z	-	M12X1.5	6	4	30	4	37.5	17
20191-14-04Z	-	M14X1.5	6	4	30	4.5	38	19
20191-14-05Z	-	M14X1.5	8	5	30	4.5	38	19
20191-16-04Z	-	M16X1.5	6	4	30	4.5	38.5	22
20191-16-05Z	-	M16X1.5	8	5	33	4.5	41.5	22
20191-16-06Z	20192-16-06Z	M16X1.5	10	6	35.3	4.5	43.8	22
20191-18-05TZ	-	M18X1.5	8	5	33	4	43	24
20191-18-06Z	20192-18-06Z	M18X1.5	10	6	35.3	4	45.3	24
20191-18-08Z	20192-18-08Z	M18X1.5	12	8	40.5	4	50.5	24
20191-20-06TZ	20192-20-06TZ	M20X1.5	10	6	35.3	5.5	43.8	24
20191-20-08Z	20192-20-08Z	M20X1.5	12	8	39.5	5.5	39	27
20191-22-06TZ	20192-22-06TZ	M22X1.5	10	6	35.3	5	44.3	27
20191-22-08Z	20192-22-08Z	M22X1.5	12	8	41	5	53	27
20191-24-08TZ	20192-24-08TZ	M24X1.5	12	8	41	5.5	51	30
20191-24-10Z	20192-24-10Z	M24X1.5	16	10	58	5	58.5	30
20191-27-10DTZ	20192-27-10DTZ	M27X1.5	16	10	56	5.5	55.5	32
20191-27-10TZ	20192-27-10TZ	M27X2	16	10	56	7.5	55.5	32
20191-30-12DZ	20192-30-12DZ	M30X1.5	20	12	66.2	6	68.5	36
20191-30-12Z	20192-30-12Z	M30X2	20	12	∅2	8	68.5	36
20191-36-12TZ	20192-36-12TZ	M36X2	20	12	65.5	7	67	41
20191-39-16TZ	20192-39-16TZ	M39X2	25	16	78	7	73.5	46
20191-45-20TZ	20192N-45-20TZ	M45X2	32	20	91.5/94.1	8.5	85	55
20191-52-24TZ	20192N-52-24TZ	M52X2	40	24	109.4/112.4	9	100	60
20191-64-32TZ	20192N-64-32TZ	M64X2	50	32	131/135.4	14	122.3	75

注：1. 尺寸 A 中 "/" 前尺寸适用于编织管接头，"/" 后尺寸适用于缠绕管接头。

Notes: 1. The dimension A before "/" is for braided hose fitting and after "/" is for spiral hose fitting.

50011 公制卡套式直管

METRIC STANDPIPE STRAIGHT
REF. DIN 2353



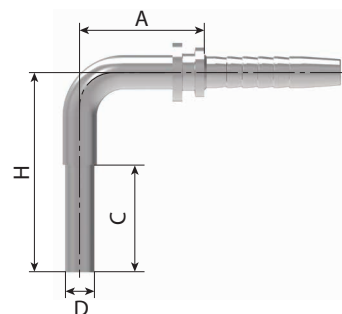
代号 PART NO.		螺纹 E	软管 HOSE SIZE		尺寸 DIMENSIONS		备注
编织 BRAIDED	缠绕 SPIRAL	THREAD E	公称内径 DN	标号 DASH	A	C	NOTE
			DN	DASH Size	mm		
50011-06-03Z	-	6	5	3	28.5	22	轻系列 L series
50011-06-04Z	-	6	6	4	29	22	
50011-10-05Z	-	10	8	5	31	23	
50011-10-06Z	50012-10-06Z	10	10	6	32	23	
50011-12-06Z	50012-12-06Z	12	10	6	33.5	23	
50011-12-08Z	50012-12-08Z	12	12	8	33	23	
50011-15-06Z	50012-15-06Z	15	10	6	35	25	
50011-15-08Z	50012-15-08Z	15	12	8	35.5	25	
50011-18-08Z	50012-18-08Z	18	12	8	36.5	26	
50011-18-10Z	50012-18-10Z	18	16	10	40.5	26	
50011-22-10Z	50012-22-10Z	22	16	10	44.5	28	
50011-22-12Z	50012-22-12Z	22	20	12	44	28	
50011-22-16Z	50012-22-16Z	22	25	16	46	28	
50011-28-16Z	50012-28-16Z	28	25	16	49	30	
50011-35-20Z	50012N-35-20Z	35	32	20	56/58.6	36	
50011-42-24Z	50012N-42-24Z	42	40	24	62/65	40	
50011-08-04Z	-	8	6	4	31	24	重系列 S series
50011-08-05Z	-	8	8	5	33	24	
50011-08-06Z	50012-08-06Z	8	10	6	31.5	24	
50011-10-04Z	-	10	6	4	34	26	
50011-12-04Z	-	12	6	4	34.5	26	
50011-12-05Z	-	12	8	5	35.5	26	
50011-14-06Z	50012-14-06Z	14	10	6	39.5	29	
50011-14-08Z	50012-14-08Z	14	12	8	40	29	
50011-14-12Z	50012-14-12Z	14	20	12	45.5	29	
50011-16-08Z	50012-16-08Z	16	12	8	41	30	
50011-16-10Z	50012-16-10Z	16	16	10	45	30	
50011-20-10Z	50012-20-10Z	20	16	10	52	36	
50011-20-12Z	50012-20-12Z	20	20	12	52.5	36	
50011-25-12Z	50012-25-12Z	25	20	12	56	40	
50011-25-16Z	50012-25-16Z	25	25	16	57	40	
50011-30-16Z	50012-30-16Z	30	25	16	63	44	
50011-30-20Z	50012N-30-20Z	30	32	20	64/66.6	44	
50011-38-16Z	50012N-38-16Z	38	25	16	69	50	
50011-38-20Z	50012N-38-20Z	38	32	20	70/72.6	50	

注：1. 尺寸 A 中 "/" 前尺寸适用于编织管接头，"/" 后尺寸适用于缠绕管接头。

Notes: 1. The dimension A before "/" is for braided hose fitting and after "/" is for spiral hose fitting.

50091 90°公制卡套式直管

90° METRIC STANDPIPE STRAIGHT
DIN 2353



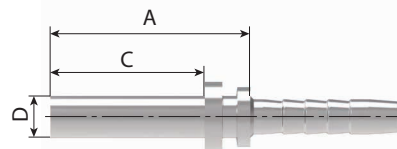
代号 PART NO.		螺纹 E	软管 HOSE SIZE		尺寸 DIMENSIONS			备注
编织 BRAIDED	缠绕 SPIRAL	THREAD E	公称内径 DN	标号 DASH	A	C	H	NOTE
			DN	DASH Size	mm			
50091-06-03Z	-	6	5	3	26.5	22	42.5	轻系列 L series
50091-06-04Z	-	6	6	4	30	22	45.5	
50091-08-05Z	-	8	8	5	33	24	50.5	
50091-08-06Z	50092-08-06Z	8	10	6	35.3	24	52.8	
50091-10-05Z	-	10	8	5	33	23	49.5	
50091-10-06Z	50092-10-06Z	10	10	6	35.3	23	51.8	
50091-12-06Z	50092-12-06Z	12	10	6	35.3	25	53.8	
50091-12-08Z	50092-12-08Z	12	12	8	41	25	59	
50091-15-06Z	50092-15-06Z	15	10	6	35.3	25	53.8	
50091-15-08Z	50092-15-08Z	15	12	8	41	25	59	
50091-18-08Z	50092-18-08Z	18	12	8	41	26	60	
50091-18-10Z	50092-18-10Z	18	16	10	56	26	64.5	
50091-22-10Z	50092-22-10Z	22	16	10	56	28	66.5	
50091-22-12Z	50092-22-12Z	22	20	12	65.5	28	76	
50091-22-16Z	50092-22-16Z	22	25	16	76.7	28	81.5	
50091-28-16Z	50092-28-16Z	28	25	16	76.7	30	83.5	
50091-35-20Z	50092N-35-20Z	35	32	20	93/95.6	48	100.5	
50091-08-04Z	-	8	6	4	30	24	47.5	重系列 S series
50091-10-04Z	-	10	6	4	30	26	49.5	
50091-12-04Z	-	12	6	4	30	26	49.5	
50091-12-05Z	-	12	8	5	33	26	52.5	
50091-14-06Z	-	14	10	6	35.3	25	53.8	
50091-14-08Z	50092-14-08Z	14	12	8	41	29	63	
50091-16-08Z	50092-16-08Z	16	12	8	41	40	64	
50091-16-10Z	50092-16-10Z	16	16	10	56.5	30	68.5	
50091-20-12Z	50092-20-12Z	20	20	12	65.5	36	84	
50091-25-12Z	50092-25-12Z	25	20	12	65.5	40	88	
50091-25-16Z	50092-25-16Z	25	25	16	76.7	40	93.5	
50091-30-16Z	50092-30-16Z	30	25	16	78	44	109.5	
50091-30-20Z	50092N-30-20Z	30	32	20	91.5/94.1	44	108.5	
50091-38-16Z	50092-38-16Z	38	25	16	76.7	50	115.5	
50091-38-20Z	50092N-38-20Z	38	32	20	91.5/94.1	50	114.5	

注：1. 尺寸 A 中 "/" 前尺寸适用于编织管接头，"/" 后尺寸适用于缠绕管接头。

Notes: 1 .The dimension A before "/" is for braided hose fitting and after "/" is for spiral hose fitting.

51011 国标卡套式直管

GB METRIC STANDPIPE



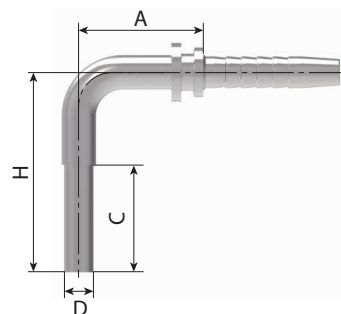
代号 PART NO.		螺纹 E	软管 HOSE SIZE		尺寸 DIMENSIONS	
编织 BRAIDED	缠绕 SPIRAL	THREAD E	公称内径	标号	A	C
			DN	DASH Size	mm	
51011-04-03Z	-	4	5	3	27	17
51011-06-03Z	-	6	5	3	30.5	19
51011-06-04Z	-	6	6	4	31	19
51011-08-04Z	-	8	6	4	31	19
51011-08-05Z	-	8	8	5	31.5	19
51011-08-06Z	51012-08-06Z	8	10	6	31.5	19
51011-10-04Z	-	10	6	4	35	22
51011-10-05Z	-	10	8	5	35	22
51011-10-06Z	51012-10-06Z	10	10	6	35	22
51011-12-05Z	-	12	8	5	35	22
51011-12-06Z	51012-12-06Z	12	10	6	35	22
51011-14-06Z	51012-14-06Z	14	10	6	35	22
51011-14-08Z	51012-14-08Z	14	12	8	35.5	22
51011-16-06Z	51012-16-06Z	16	10	6	35	22
51011-16-08Z	51012-16-08Z	16	12	8	36	22
51011-16-10Z	51012-16-10Z	16	16	10	36.5	22
51011-16-12Z	51012-16-12Z	16	20	12	38	22
51011-18-12Z	51012-18-12Z	18	20	12	41.5	24
51011-22-12Z	51012-22-12Z	22	20	12	45	28
51011-28-16Z	51012-28-16Z	28	25	16	49	30
51011-34-20Z	51012N-34-20Z	34	32	20	53/55.6	33
51011-42-24Z	51012N-42-24Z	42	40	24	57/60	35

注：1. 尺寸 A 中 "/" 前尺寸适用于编织管接头，"/" 后尺寸适用于缠绕管接头。

Notes: 1. The dimension A before "/" is for braided hose fitting and after "T" is for spiral hose fitting.

51091 国标卡套式 90°弯管

GB METRIC 90° STANDPIPE



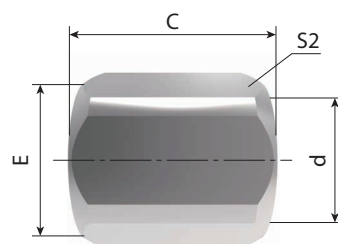
代号 PART NO.		螺纹 E	软管 HOSE SIZE		尺寸 DIMENSIONS		
编织 BRAIDED	缠绕 SPIRAL	THREAD E	公称内径	标号	A	C	H
			DN	DASH Size	mm		
51091-06-04Z	-	6	6	4	30.5	19	42.5
51091-06-06Z	51092-06-06Z	6	10	6	35.3	19	47.8
51091-08-04Z	-	8	6	4	30	19	42.5
51091-08-05Z	-	8	8	5	33	19	45.5
51091-10-04Z	-	10	6	4	30	22	45.5
51091-10-06Z	51092-10-06Z	10	10	6	35.3	22	50.8
51091-12-06Z	51092-12-06Z	12	10	6	35.3	22	50.8
51091-12-08Z	51092-12-08Z	12	12	8	41	22	56
51091-14-06Z	51092-14-06Z	14	10	6	35.3	22	50.8
51091-14-08Z	51092-14-08Z	14	12	8	41	22	56
51091-15-10Z	51092-15-10Z	15	16	10	56.5	26	64.5
51091-16-08Z	51092-16-08Z	16	12	8	41	22	56
51091-16-10Z	51092-16-10Z	16	16	10	56	22	60.5
51091-18-10Z	51092-18-10Z	18	16	10	56.5	24	62.5
51091-18-12Z	51092-18-12Z	18	20	12	64.9	24	72
51091-28-16Z	51092-28-16Z	28	25	16	76.7	30	83.5
51091-34-20Z	51092N-34-20Z	34	32	20	91.5/94.1	33	97.5
51091-42-24Z	51092N-42-24Z	42	40	24	109.4/112.4	35	113

注：1. 尺寸 A 中 "/" 前尺寸适用于编织管接头，"/" 后尺寸适用于缠绕管接头。

Notes: 1. The dimension A before "/" is for braided hose fitting and after "/" is for spiral hose fitting.

NL NS 卡套螺母

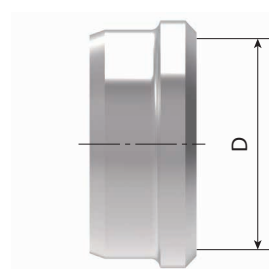
RETAINING NUTS



代号	螺纹 E	管子外径	尺寸 DIMENSIONS			压力等级
PART NO.	THREAD E	TUBE O.D.	C	d	S2	MPa
			mm			
NL-12Z	M12X1.5	6	14.5	6	14	轻系列 L
NL-14Z	M14X1.5	8	14.5	8	17	
NL-16Z	M16X1.5	10	15.5	10	19	
NL-18Z	M18X1.5	12	15.5	12	22	
NL-22Z	M22X1.5	15	17	15	27	
NL-26Z	M26X1.5	18	18	18	32	
NL-30Z	M30X2	22	20	22	36	
NL-36Z	M36X2	28	21	28	41	
NL-45Z	M45X2	35	24	35	50	
NL-52Z	M52X2	42	24	42	60	
NS-14Z	M14X1.5	6	16.5	6	17	重系列 S
NS-16Z	M16X1.5	8	16.5	8	19	
NS-18Z	M18X1.5	10	17.5	10	22	
NS-20Z	M20X1.5	12	17.5	12	24	
NS-22Z	M22X1.5	14	20.5	14	27	
NS-24Z	M24X1.5	16	20.5	16	30	
NS-30Z	M30X2	20	24	20	36	
NS-36Z	M36X2	25	27	25	46	
NS-42Z	M42X2	30	29	30	50	
NS-52Z	M52X2	38	32.5	38	60	

RL RS 卡套

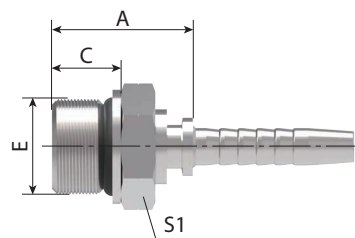
CUTTING RING



代号 PART NO.	管子外径 TUBE O.D.	尺寸 DIMENSIONS				备注 NOTE
mm						
RL-06	6	与重系列相应规格一致				轻系列 L
RL-08	8					
RL-10	10					
RL-12	12					
RL-15	15	-	-	-	-	
RL-18	18	-	-	-	-	
RL-22	22	-	-	-	-	
RL-28	28	-	-	-	-	
RL-35	35	-	-	-	-	
RL-42	42	-	-	-	-	
RS-06	6	-	-	-	-	重系列 S
RS-08	8	-	-	-	-	
RS-10	10	-	-	-	-	
RS-12	12	-	-	-	-	
RS-14	14	-	-	-	-	
RS-16	16	-	-	-	-	
RS-20	20	-	-	-	-	
RS-25	25	-	-	-	-	
RS-30	30	-	-	-	-	
RS-38	38	-	-	-	-	

12211 英管外螺纹 O 形圈密封

BSP MALE O-RING SEAL



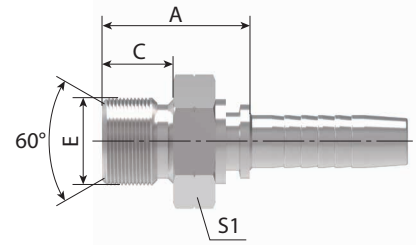
代号 PART NO.		螺纹 E	软管 HOSE SIZE		O 形圈	尺寸 DIMENSIONS		
编织 BRAIDED	缠绕 SPIRAL	THREAD E	公称内径 DN	标号 DASH	O-RING	A	C	S1
			DN	DASH Size	mm			
12211-04-04	-	G1/4"X19	6	4	611	25	11	19
12211-04-06	12212-04-06	G1/4"X19	10	6	O111	23.5	11	19
12211-06-06	12212-06-06	G3/8"X19	10	6	O113	26	11.5	24
12211-08-04	-	G1/2"X14	6	4	O17.86X2.62	30	14	27
12211-08-06	12212-08-06	G1/2"X14	10	6	O17.86X2.62	32	14	27
12211-08-08	12212-08-08	G1/2"X14	12	8	O17.86X2.62	32.5	14	27
12211-10-10	12212-10-10	G5/8"X14	16	10	O910	33	15.5	30
12211-12-10	12212-12-10	G3/4"X14	16	10	O119	33	15.5	36
12211-12-12	12212-12-12	G3/4"X14	20	12	O119	35.5	15.5	36
12211-12-16	12212-12-16	G3/4"X14	25	16	O119	36.5	15.5	36
12211-16-16	12212-16-16	G1"X11	25	16	O217	42.5	18.6	41
12211-20-20	12212N-20-20	G1.1/4"X11	32	20	O222	46/48.6	20	50

注：1. 尺寸 A 中 "/" 前尺寸适用于编织管接头，"/" 后尺寸适用于缠绕管接头。

Notes: 1. The dimension A before "/" is for braided hose fitting and after "/" is for spiral hose fitting.

12611 英管外螺纹 60°内锥面

BSP MALE 60° CONE SEAT



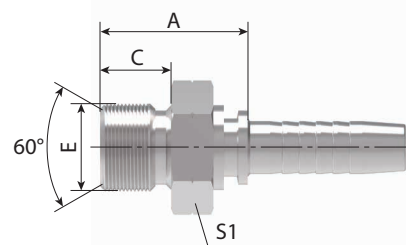
代号 PART NO.		螺纹 E	软管 HOSE SIZE		尺寸 DIMENSIONS		
编织 BRAIDED	缠绕 SPIRAL	THREAD E	公称内径 DN	标号 DASH	A	C	S1
			DN	DASH Size	mm		
12611-02-03Z	-	G1/8"X28	5	3	22	10	12
12611-04-04Z	-	G1/4"X19	6	4	24.5	12	14
12611-06-05Z	-	G3/8"X19	8	5	26	13.5	17
12611-06-06Z	12612-06-06Z	G3/8"X19	10	6	26	13.5	17
12611-06-08Z	12612-06-08Z	G3/8"X19	12	8	26.5	13.5	19
12611-08-06Z	12612-08-06Z	G1/2"X14	10	6	30.5	16	22
12611-08-08Z	12612-08-08Z	G1/2"X14	12	8	31	16	22
12611-10-08Z	12612-10-08Z	G5/8"X14	12	8	32.5	17.5	24
12611-10-10Z	12612-10-10Z	G5/8"X14	16	10	33.5	17.5	24
12611-12-08Z	12612-12-08Z	G3/4"X14	12	8	35.5	18.5	27
12611-12-10Z	12612-12-10Z	G3/4"X14	16	10	36.5	18.5	27
12611-12-12Z	12612-12-12Z	G3/4"X14	20	12	36.5	18.5	27
12611-16-12Z	12612-16-12Z	G1"X11	20	12	40.5	20.5	36
12611-16-16Z	12612-16-16Z	G1"X11	25	16	41.5	20.5	36
12611-20-16Z	12612-20-16Z	G1.1/4"X11	25	16	43.5	20.5	46
12611-20-20Z	12612N-20-20Z	G1.1/4"X11	32	20	46.5/49.1	20.5	46
12611-24-20Z	12612N-24-20Z	G1.1/2"X11	32	20	49/51.6	23	50
12611-24-24Z	12612N-24-24Z	G1.1/2"X11	40	24	49/52	23	50
12611-32-32Z	12612N-32-32Z	G2"X11	50	32	53.5/57.9	25.5	65

注：1. 尺寸 A 中 "/" 前尺寸适用于编织管接头，"/" 后尺寸适用于缠绕管接头。

Notes: 1. The dimension A before "/" is for braided hose fitting and after "/" is for spiral hose fitting.

12611A 英管外螺纹 60° 内锥面或六角端面 用组合垫密封的双用接头

BSP MALE DOUBLE USE FOR 60°
CONE SEAT OR BONDED SEAL



代号 PART NO.		螺纹 E	软管 HOSE SIZE		尺寸 DIMENSIONS		
编织 BRAIDED	缠绕 SPIRAL	THREAD E	公称内径 DN	标号 DASH	A	C	S1
			DN	DASH Size	mm		
12611A-02-03Z	-	G1/8"X28	5	3	22	10	14
12611A-04-04Z	-	G1/4"X19	6	4	24.5	12	19
12611A-04-05Z	-	G1/4"X19	8	5	24.5	12	19
12611A-06-05Z	-	G3/8"X19	8	5	26	13.5	22
12611A-06-06Z	12612A-06-06Z	G3/8"X19	10	6	28	13.5	22
12611A-06-08Z	12612A-06-08Z	G3/8"X19	12	8	28.5	13.5	22
12611A-08-06Z	12612A-08-06Z	G1/2"X14	10	6	33	16	27
12611A-08-08Z	12612A-08-08Z	G1/2"X14	12	8	33	16	27
12611A-08-10Z	12612A-08-10Z	G1/2"X14	16	10	34	16	27
12611A-10-08Z	12612A-10-08Z	G5/8"X14	12	8	35	17.5	30
12611A-10-10Z	12612A-10-10Z	G5/8"X14	16	10	35.5	17.5	30
12611A-12-08Z	12612A-12-08Z	G3/4"X14	12	8	36.5	18.5	32
12611A-12-10Z	12612A-12-10Z	G3/4"X14	16	10	37.5	18.5	32
12611A-12-12Z	12612A-12-12Z	G3/4"X14	20	12	37.5	18.5	32
12611A-16-12Z	12612A-16-12Z	G1"X11	20	12	42.5	20.5	41
12611A-16-16Z	12612A-16-16Z	G1"X11	25	16	43.5	20.5	41
12611A-20-16Z	12612A-20-16Z	G1.1/4"X11	25	16	45.5	20.5	50
12611A-20-20Z	12612AN-20-20Z	G1.1/4"X11	32	20	46.5/49.1	20.5	50
12611A-24-24Z	12612AN-24-24Z	G1.1/2"X11	40	24	49/52	23	55
12611A-32-32Z	12612AN-32-32Z	G2"X11	50	32	54.5/58.9	25.5	70

注：1. 尺寸 A 中 "/" 前尺寸适用于编织管接头，"/" 后尺寸适用于缠绕管接头。

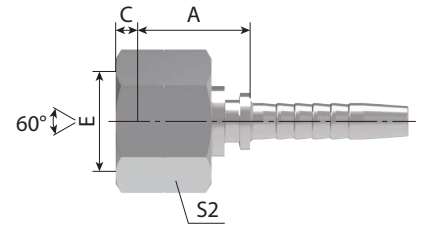
Notes: 1. The dimension A before "/" is for braided hose fitting and after "/" is for spiral hose fitting.

22611-T 英管内螺纹 60°外锥面

22611-W

22611

BSP FEMALE 60° CONE



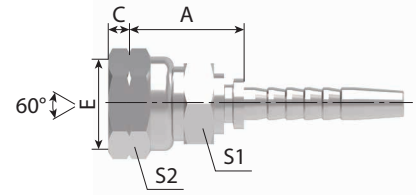
代号 PART NO.		螺纹 E	软管 HOSE SIZE		尺寸 DIMENSIONS		
编织 BRAIDED	缠绕 SPIRAL	THREAD E	公称内径 DN	标号 DASH	A	C	S2
			DN	DASH Size	mm		
22611-02-03Z	-	G1/8"X28	5	3	15	5.5	14
22611-02-04Z	-	G1/8"X28	6	4	15.5	5.5	14
22611-04-03Z	-	G1/4"X19	5	3	17.5	5.5	19
22611-04-04Z	-	G1/4"X19	6	4	18	5.5	19
22611-04-05Z	-	G1/4"X19	8	5	18	5.5	19
22611-04-06Z	22612-04-06Z	G1/4"X19	10	6	18	5.5	19
22611-06-04Z	-	G3/8"X19	6	4	19	6.3	22
22611-06-05Z	-	G3/8"X19	8	5	19	6.3	22
22611-06-06Z	22612-06-06Z	G3/8"X19	10	6	19.5	6.3	22
22611-06-08Z	22612-06-08Z	G3/8"X19	12	8	19.5	6.3	22
22611-08-06TZ	22612-08-06TZ	G1/2"X14	10	6	18.5	7.5	27
22611-08-08Z	22612-08-08Z	G1/2"X14	12	8	21.5	7.5	27
22611-10-08Z	22612-10-08Z	G5/8"X14	12	8	22	9.5	30
22611-10-10Z	22612-10-10Z	G5/8"X14	16	10	23	9.5	30
22611-12-08TZ	22612-12-08TZ	G3/4"X14	12	8	20	10.9	32
22611-12-10Z	22612-12-10Z	G3/4"X14	16	10	24	10.9	32
22611-12-12Z	22612-12-12Z	G3/4"X14	20	12	24	10.9	32
22611-16-12TZ	22612-16-12TZ	G1"X11	20	12	23	11.7	41
22611-16-16Z	22612-16-16Z	G1"X11	25	16	27	11.7	41
22611-20-16TZ	22612-20-16TZ	G1.1/4"X11	25	16	27	10.1	50
22611-20-20WZ	22612N-20-20WZ	G1.1/4"X11	32	20	30.5/33.1	10.1	50
22611-24-20TZ	22612N-24-20TZ	G1.1/2"X11	32	20	29.5/32.1	13	55
22611-24-24WZ	22612N-24-24WZ	G1.1/2"X11	40	24	32/25	12.5	55
22611-32-24TZ	22612N-32-24TZ	G2"X11	40	24	30/33	16	70
22611-32-32WZ	22612N-32-32WZ	G2"X11	50	32	31/35.4	16.1	70

注：1. 尺寸 A 中 " / " 前尺寸适用于编织管接头, " / " 后尺寸适用于缠绕管接头。

Notes: 1. The dimension A before " / " is for braided hose fitting and after " / " is for spiral hose fitting.

22611D 英管内螺纹 60° 外锥面双六角

BSP FEMALE 60° CONE DOUBLE HEXAGON



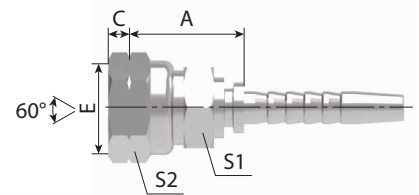
代号 PART NO.		螺纹 E	软管 HOSE SIZE		尺寸 DIMENSIONS			
编织 BRAIDED	缠绕 SPIRAL	THREAD E	公称内径 DN	标号 DASH	A	C	S1	S2
			DN	DASH Size	mm			
22611D-04-04Z	-	G1/4"X19	6	4	23.5	5.5	19	19
22611D-06-06Z	22612D-06-06Z	G3/8"X19	10	6	26.5	6.3	22	22
22611D-08-08Z	22612D-08-08Z	G1/2"X14	12	8	31	7.5	27	27
22611D-10-08Z	22612D-10-08Z	G5/8"X14	12	8	31	9.5	30	30
22611D-12-08Z	22612D-12-08Z	G3/4"X14	12	8	31.5	10.9	32	32
22611D-12-12Z	22612D-12-12Z	G3/4"X14	20	12	33.5	10.9	32	32
22611D-16-16Z	22612D-16-16Z	G1"X11	25	16	35.5	11.7	41	41
22611D-20-20WZ	22612DN-20-20WZ	G1.1/4"X11	32	20	46/48.6	10.1	50	50

注：1. 尺寸 A 中 "/" 前尺寸适用于编织管接头，"/" 后尺寸适用于缠绕管接头。

Notes: 1.The dimension A before "/" is for braided hose fitting and after "/" is for spiral hose fitting.

22611D-SM 英管内螺纹 60° 外锥面双六角

BSP FEMALE 60° CONE DOUBLE HEXAGON



代号 PART NO.		螺纹 E	软管 HOSE SIZE		尺寸 DIMENSIONS			
编织 BRAIDED	缠绕 SPIRAL	THREAD E	公称内径 DN	标号 DASH	A	C	S1	S2
			DN	DASH Size	mm			
22611D-04-04SMZ	-	G1/4"X19	6	4	23.5	5.5	12	19
22611D-06-06SMZ	22612D-06-06SMZ	G3/8"X19	10	6	24.5	6.3	17	22
22611D-08-08SMZ	22612D-08-08SMZ	G1/2"X14	12	8	29	7.5	22	27
22611D-10-08SMZ	22612D-10-08SMZ	G5/8"X14	12	8	29	9.5	22	30
22611D-12-08SMZ	22612D-12-08SMZ	G3/4"X14	12	8	31.5	10.9	27	32
22611D-12-12SMZ	22612D-12-12SMZ	G3/4"X14	20	12	33.5	10.9	27	32
22611D-16-16SMZ	22612D-16-16SMZ	G1"X11	25	16	35.5	11.7	32	41
22611D-20-20WSMZ	22612DN-20-20WSMZ	G1.1/4"X11	32	20	42/44.6	11	41	50

注：1. 尺寸 A 中 "/" 前尺寸适用于编织管接头，"/" 后尺寸适用于缠绕管接头。

Notes: 1.The dimension A before "/" is for braided hose fitting and after "/" is for spiral hose fitting.

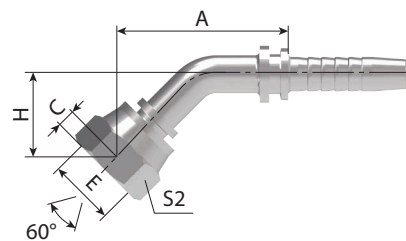
22641-T

45°英管内螺纹 60°外锥面

22641-W

45° BSP FEMALE 60° CONE

22641



代号 PART NO.		螺纹 E	软管 HOSE SIZE		尺寸 DIMENSIONS			
编织 BRAIDED	缠绕 SPIRAL	THREAD E	公称内径 DN	标号 DASH	A	C	H	S2
			DN	DASH Size	mm			
22641-04-04Z	-	G1/4"X19	6	4	42.3	5.5	20.2	19
22641-06-04Z	-	G3/8"X19	6	4	43.2	6.3	21.1	22
22641-06-05Z	-	G3/8"X19	8	5	45.3	6.3	22	22
22641-06-06Z	22642-06-06Z	G3/8"X19	10	6	46.9	6.3	22.6	22
22641-08-06TZ	22642-08-06TZ	G1/2"X14	10	6	46.7	7.5	22.5	27
22641-08-08Z	22642-08-08Z	G1/2"X14	12	8	61.1	7.5	26.1	27
22641-10-08Z	22642-10-08Z	G5/8"X14	12	8	61.4	9.5	26.5	30
22641-10-10Z	22642-10-10Z	G5/8"X14	16	10	72.1	9.5	27.8	30
22641-12-08TZ	22642-12-08TZ	G3/4"X14	12	8	59.4	10.9	24.4	32
22641-12-10Z	22642-12-10Z	G3/4"X14	16	10	72.5	10.9	28.2	32
22641-12-12Z	22642-12-12Z	G3/4"X14	20	12	78.6	10.9	31.8	32
22641-16-12TZ	22642-16-12TZ	G1"X11	20	12	77.6	11.7	30.2	41
22641-16-16Z	22642-16-16Z	G1"X11	25	16	88.4	11.7	34.2	41
22641-20-16TZ	22642-20-16TZ	G1.1/4"X11	25	16	86.8	10.1	32.5	50
22641-20-20WZ	22642N-20-20WZ	G1.1/4"X11	32	20	98.8/101.4	10.1	38	50
22641-24-24WZ	22642N-24-24WZ	G1 1/2"X11	40	24	116.2/119.2	12.5	45.5	55
22641-32-32WZ	22642N-32-32WZ	G2"X11	50	32	135.7/140.1	16.1	52.7	70

注：1. 尺寸 A 中 "/" 前尺寸适用于编织管接头，"/" 后尺寸适用于缠绕管接头。

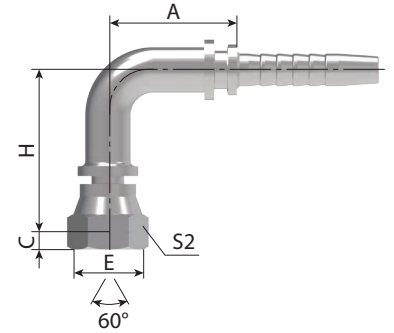
Notes: 1. The dimension A before "/" is for braided hose fitting and after "/" is for spiral hose fitting.

22691-T

22691-W

22691

90°英管内螺纹 60°外锥面
90° BSP FEMALE 60° CONE



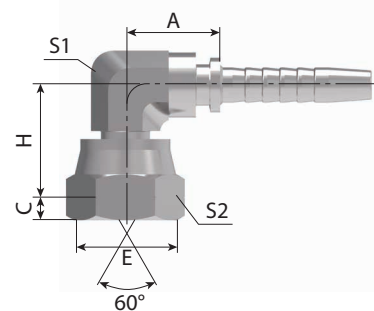
代号 PART NO.		螺纹 E	软管 HOSE SIZE		尺寸 DIMENSIONS			
编织 BRAIDED	缠绕 SPIRAL	THREAD E	公称内径 DN	标号 DASH	A	C	H	S2
			DN	DASH Size	mm			
22691-02-03Z	-	G1/8"X28	5	3	26.5	5.5	31.5	14
22691-02-04Z	-	G1/8"X28	6	4	30	5.5	34.5	14
22691-04-03Z	-	G1/4"X19	5	3	26.5	5.5	33.5	19
22691-04-04Z	-	G1/4"X19	6	4	30	5.5	36.5	19
22691-04-05Z	-	G1/4"X19	8	5	33	5.5	39.5	19
22691-04-06Z	22692-04-06Z	G1/4"X19	10	6	30	5.5	36.5	19
22691-06-04Z	-	G3/8"X19	6	4	30	6.3	37.7	22
22691-06-05Z	-	G3/8"X19	8	5	33	6.3	40.7	22
22691-06-06Z	22692-06-06Z	G3/8"X19	10	6	35.3	6.3	43	22
22691-08-06TZ	22692-08-06TZ	G1/2"X14	10	6	35.3	7.5	41.8	27
22691-08-08Z	22692-08-08Z	G1/2"X14	12	8	41	7.5	51	27
22691-08-10Z	22692-08T0Z	G1/2"X14	16	10	M5	7.5	51	27
22691-10-08Z	22692-10-08Z	G5/8"X14	12	8	41	9.5	51.5	30
22691-10-10Z	22692-10-10Z	G5/8"X14	16	10	56	9.5	56	30
22691-12-08TZ	22692-12-08TZ	G3/4"X14	12	8	41	10.9	48.6	32
22691-12-10Z	22692-12-10Z	G3/4"X14	16	10	56	10.9	56.6	32
22691-12-12Z	22692-12-12Z	G3/4"X14	20	12	64.9	10.9	66.1	32
22691-16-12TZ	22692-16-12TZ	G1"X11	20	12	65.5	11.7	63.8	41
22691-16-16Z	22692-16-16Z	G1"X11	25	16	76.7	11.7	73.8	41
22691-20-16TZ	22692-20-16TZ	G1.1/4"X11	25	16	76.7	10.1	72	50
22691-20-20WZ	22692N-20-20WZ	G1.1/4"X11	32	20	91.5/94.1	10.1	84.3	50
22691-24-24WZ	22692N-24-24WZ	G1.1/2"X11	40	24	109.4/112.4	12.5	103	55
22691-32-32WZ	22692N-32-32WZ	G2"X11	50	32	131.8/136.2	16.1	123.3	70

注：1. 尺寸 A 中 "/" 前尺寸适用于编织管接头，"/" 后尺寸适用于缠绕管接头。

Notes: 1.The dimension A before "/" is for braided hose fitting and after "/" is for spiral hose fitting.

22691K 90°英管短身内螺纹 60°外锥面

90° BSP COMPACT FEMALE 60° CONE



代号 PART NO.		螺纹 E	软管 HOSE SIZE		尺寸 DIMENSIONS				
编织 BRAIDED	缠绕 SPIRAL	THREAD E	公称内径 DN	标号 DASH	A	C	H	S1	S2
			DN	DASH Size	mm				
22691K-04-04Z	-	G1/4"X19	6	4	17.5	5.5	18.5	11	19
22691K-06-04Z	-	G3/8"X19	6	4	20	6.3	24	16	22
22691K-06-05Z	-	G3/8"X19	8	5	20	6.3	24	16	22
22691K-06-06Z	22692K-06-06Z	G3/8X19	10	6	20	6.3	24	16	22
22691K-08-06Z	22692K-08-06Z	G1/2"X14	10	6	23	7.5	28.5	19	27
22691K-08-08Z	22692K-08-08Z	G1/2"X14	12	8	23.5	7.5	28.5	19	27
22691K-10-10Z	22692K-10-10Z	G5/8"X14	16	10	24.5	9.5	30.5	22	30
22691K-12-12Z	22692K-12-12Z	G3/4"X14	20	12	27.5	10.9	33	27	32
22691K-16-16Z	22692K-16-16Z	G1"X11	25	16	43	11.7	38.5	33	41

注：1. 尺寸 A 中 "/" 前尺寸适用于编织管接头，"/" 后尺寸适用于缠绕管接头。

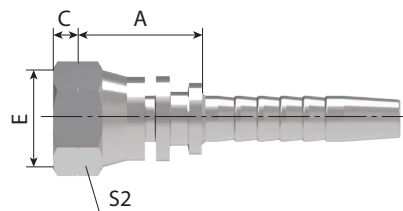
Notes: 1. The dimension A before "/" is for braided hose fitting and after "/" is for spiral hose fitting.

22111-T 英管内螺纹球面

22111-W

22111

BSP FEMALE MULTISEAL



代号 PART NO.		螺纹 E	软管 HOSE SIZE		尺寸 DIMENSIONS		
编织 BRAIDED	缠绕 SPIRAL	THREAD E	公称内径 DN	标号 DASH	A	C	S1
			DN	DASH Size	mm		
22111-02-04Z	-	G1/8"X28	6	04	19	2	14
22111-04-03Z	-	G1/4"X19	5	03	19	4	19
22111-04-04Z	-	G1/4"X19	6	04	19.5	4	19
22111-06-05Z	-	G3/8"X19	8	05	20	5	22
22111-06-06Z	22111-06-06Z	G3/8"X19	10	06	20.5	5	22
22111-06-08Z	22111-06-08Z	G3/8"X19	12	08	21	5	22
22111-08-06TZ	22111-08-06TZ	G1/2"X14	10	06	20	6	27
22111-08-08Z	22111-08-08Z	G1/2"X14	12	08	23	6	27
22111-08-10Z	22111-08-10Z	G1/2"X14	16	10	23.5	6	27
22111-10-10Z	22111-10-10Z	G5/8"X14	16	10	24	8	30
22111-10-12Z	22111-10-12Z	G5/8"X14	20	12	25	8	30
22111-12-08TZ	22111-12-08TZ	G3/4"X14	12	08	23	9	32
22111-12-10Z	22111-12-10Z	G3/4"X14	16	10	25.5	9	32
22111-12-12Z	22111-12-12Z	G3/4"X14	20	12	26	9	32
22111-16-12TZ	22111-16-12TZ	G1"X11	20	12	24.5	11	41
22111-16-16Z	22111-16-16Z	G1"X11	25	16	28	10.5	41
22111-20-16TZ	22111-20-16TZ	G1.1/4"X11	25	16	28	9.1	50
22111-20-20WZ	22111N-20-20WZ	G1.1/4"X11	32	20	29.5/32.1	9.1	50
22111-24-24WZ	22111N-24-24WZ	G1.1/2"X11	40	24	37/40	11.5	55
22111-32-32WZ	22111N-32-32WZ	G2"X11	50	32	37/41.4	15.3	70

注：1. 尺寸 A 中 "/" 前尺寸适用于编织管接头，"/" 后尺寸适用于缠绕管接头。

Notes: 1. The dimension A before "/" is for braided hose fitting and after "/" is for spiral hose fitting.

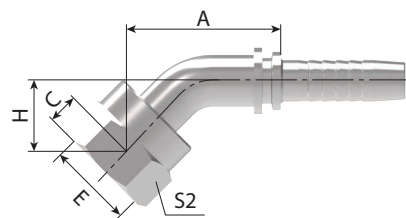
22141-T

22141-W

22141

45°英管内螺纹球面

45° BSP FEMALE MULTISEAL



代号 PART NO.		螺纹 E	软管 HOSE SIZE		尺寸 DIMENSIONS			
编织 BRAIDED	缠绕 SPIRAL	THREAD E	公称内径 DN	标号 DASH	A	C	H	S2
			DN	DASH Size	mm			
22141-02-04Z	-	G1/8"X28	6	4	43.7	2	21.6	14
22141-04-03Z	-	G1/4"X19	5	3	41.3	4	20.4	19
22141-04-04Z	-	G1/4"X19	6	4	43.4	4	21.3	19
22141-06-05Z	-	G3/8"X19	8	5	46.2	5	22.9	22
22141-06-06Z	22142-06-06Z	G3/8"X19	10	6	47.8	5	23.5	22
22141-06-08Z	22142-06-08Z	G3/8"X19	12	8	60.4	5	25.4	22
22141-08-04TZ	-	G1/2"X14	6	4	43.9	6	23.8	27
22141-08-06TZ	22142-08-06TZ	G1/2"X14	10	6	42.5	6	18.2	27
22141-08-08Z	22142-08-08Z	G1/2"X14	12	8	62.1	6	27.2	27
22141-08-10Z	22142-08-10Z	G1/2"X14	16	10	72.8	6	28.5	27
22141-10-10Z	22142-10-10Z	G5/8"X14	16	10	73.2	8	28.9	30
22141-10-12Z	22142-10-12Z	G5/8"X14	20	12	79.8	8	32.5	30
22141-12-08TZ	22142-12-08TZ	G3/4"X14	12	8	63.2	9.5	28.3	32
22141-12-10Z	22142-12-10Z	G3/4"X14	16	10	70.4	9.5	29.6	32
22141-12-12Z	22142-12-12Z	G3/4"X14	20	12	80	9	33.2	32
22141-16-12Z	22142-16-12Z	G1"X11	20	12	81.6	11	33.5	41
22141-16-16Z	22142-16-16Z	G1"X11	25	16	89	10.5	34	41
22141-20-16TZ	22142-20-16TZ	G1.1/4"X11	25	16	87.1	9.1	32.9	50
22141-20-20WZ	22142N-20-20WZ	G1.1/4"X11	32	20	99.1/101.7	9.1	38.4	50
22141-24-24WZ	22142N-24-24WZ	G1.1/2"X11	40	24	119.8/122.8	11.5	49	55
22141-32-32WZ	22142N-32-32WZ	G2"X11	50	32	138.4/142.8	15.3	56.2	70

注：1. 尺寸 A 中 "/" 前尺寸适用于编织管接头，"/" 后尺寸适用于缠绕管接头。

Notes: 1. The dimension A before "/" is for braided hose fitting and after "/" is for spiral hose fitting.

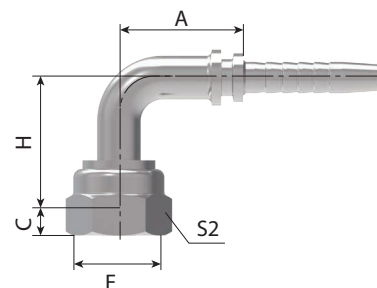
22191-T

22191-W

22191

90°英管内螺纹球面

90° BSP FEMALE MULTISEAL



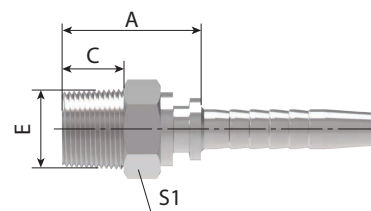
代号 PART NO.		螺纹 E	软管 HOSE SIZE		尺寸 DIMENSIONS			
编织 BRAIDED	缠绕 SPIRAL	THREAD E	公称内径 DN	标号 DASH	A	C	H	S2
			DN	DASH Size	mm			
22191-02-04Z	-	G1/8"X28	6	4	30	2	38	14
22191-04-03Z	-	G1/4"X19	5	3	27	4	35	19
22191-04-04Z	-	G1/4"X19	6	4	30	4	38	19
22191-04-05Z	-	G1/4"X19	8	5	33	4	41.5	19
22191-06-05Z	-	G3/8"X19	8	5	33	5	42	22
22191-06-06Z	22192-06-06Z	G3/8"X19	10	6	35.3	5	44.3	22
22191-06-08Z	22192-06-08Z	G3/8"X19	12	8	41	5	50	22
22191-08-06TZ	22192-08-06TZ	G1/2"X14	10	6	35.3	6	44.3	27
22191-08-08Z	22192-08-08Z	G1/2"X14	12	8	41	6	52.5	27
22191-10-10Z	22192-10-10Z	G5/8"X14	16	10	56	8	57.5	30
22191-10-12Z	22192-10-12Z	G5/8"X14	20	12	65.5	8	67	30
22191-12-08TZ	22192-12-08TZ	G3/4"X14	12	8	41	9.5	52	32
22191-12-10Z	22192-12-10Z	G3/4"X14	16	10	56	9	58.5	32
22191-12-12Z	22192-12-12Z	G3/4"X14	20	12	64.9	9	68	32
22191-16-12TZ	22192-16-12TZ	G1"X11	20	12	65.5	11	65	41
22191-16-16Z	22192-16-16Z	G1"X11	25	16	77.5	10.5	73.5	41
22191-20-16TZ	22192-20-16TZ	G1.1/4"X11	25	16	76.7	9.1	72	50
22191-20-20WZ	22192N-20-20WZ	G1.1/4"X11	32	20	91.5/94.1	9.1	85	50
22191-24-24WZ	22192N-24-24WZ	G1.1/2"X11	40	24	109.4/112.4	11.5	108	55
22191-32-32WZ	22192N-32-32WZ	G2"X11	50	32	131/135.4	15.3	128.3	70

注：1. 尺寸 A 中 "/" 前尺寸适用于编织管接头，"/" 后尺寸适用于缠绕管接头。

Notes: 1. The dimension A before "/" is for braided hose fitting and after "/" is for spiral hose fitting.

13011-SP 英锥管外螺纹

BSPT MALE



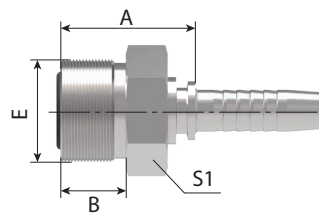
代号 PART NO.		螺纹 E	软管 HOSE SIZE		尺寸 DIMENSIONS		
编织 BRAIDED	缠绕 SPIRAL	THREAD E	公称内径 DN	标号 DASH	A	C	S1
			DN	DASH Size	mm		
13011-02-03SPZ	-	R1/8"X28	5	3	22	12	12
13011-02-04SPZ	-	R1/8"X28	6	4	22.5	10	12
13011-04-04SPZ		R1/4X9	6	4	27	14.5	14
13011-04-05SPZ	-	R1/4"X19	8	5	27	14.5	14
13011-04-06SPZ	13012-04-06SPZ	R1/4"X19	10	6	27	14.5	17
13011-06-04SPZ	-	R3/8"X19	6	4	27.5	15	17
13011-06-05SPZ	-	R3/8"X19	8	5	27.5	15	17
13011-06-06SPZ	13012-06-06SPZ	R3/8"X19	10	6	27.5	15	17
13011-06-08SPZ	13012-06-08SPZ	R3/8"X19	12	8	28	15	19
13011-08-06SPZ	13012-08-06SPZ	R1/2"X14	10	6	34.5	20	22
13011-08-08SPZ	13012-08-08SPZ	R1/2"X14	12	8	35	20	22
13011-08-10SPZ	13012-08-10SPZ	R1/2"X14	16	10	35.5	20	22
13011-08-12SPZ	13012-08-12SPZ	R1/2"X14	20	12	38	20	27
13011-12-08SPZ	13012-12-08SPZ	R3/4"X14	12	8	37	20	27
13011-12-10SPZ	13012-12-10SPZ	R3/4"X14	16	10	38	20	27
13011-12-12SPZ	13012-12-12SPZ	R3/4"X14	20	12	38.5	20	27
13011-12-16SPZ	13012-12-16SPZ	R3/4"X14	25	16	40.5	20	32
13011-16-12SPZ	13012-16-12SPZ	R1"X11	20	12	43.5	25.5	36
13011-16-16SPZ	13012-16-16SPZ	R1"X11	25	16	45	25.5	36
13011-20-20SPZ	13012N-20-20SPZ	R1.1/4"X11	32	20	49.5/52.1	26.5	46
13011-24-24SPZ	13012N-24-24SPZ	R1.1/2"X11	40	24	52.5/55.5	26.5	50
13011-32-24SPZ	13012N-32-24SPZ	R2"X11	40	24	57/60	30	65
13011-32-32SPZ	13012N-32-32SPZ	R2"X11	50	32	57/61.4	30	65

注：1. 尺寸 A 中 "/" 前尺寸适用于编织管接头，"/" 后尺寸适用于缠绕管接头。

Notes: 1. The dimension A before "/" is for braided hose fitting and after "/" is for spiral hose fitting.

14211 美制 ORFS 外螺纹平面 O 形圈密封

ORFS MALE O-RING SEAL
REF. ISO 8434-3 / SAE J1453



代号 PART NO.		螺纹 E	软管 HOSE SIZE		尺寸 DIMENSIONS		
编织 BRAIDED	缠绕 SPIRAL	THREAD E	公称内径 DN	标号 DASH	A	C	S1
			DN	DASH Size	mm		
14211-04-04Z	-	9/16"X18	6	4	22.5	10	17
14211-06-04Z	-	11/16"X16	6	4	24	11.2	19
14211-06-06Z	14212-06-06Z	11/16"X16	10	6	24	11.2	19
14211-08-06Z	14212-08-06Z	13/16"X16	10	6	27.5	13	22
14211-08-08Z	14212-08-08Z	13/16"X16	12	8	28.5	13	22
14211-08-10Z	14212-08-10Z	13/16"X16	16	10	28.5	13	22
14211-10-08Z	14212-10-08Z	1"X14	12	8	32.5	15.5	27
14211-10-10Z	14212-10-10Z	1"X14	16	10	33.5	15.5	27
14211-12-08Z	14212-12-08Z	1.3/16" X12	12	8	35.5	17	32
14211-12-10Z	14212-12-10Z	1.3/16"X12	16	10	36	17	32
14211-12-12Z	14212-12-12Z	1.3/16"X12	20	12	36.5	17	32
14211-16-12Z	14212-16-12Z	1.7/16"X12	20	12	37	17.5	38
14211-16-16Z	14212-16-16Z	1.7/16"X12	25	16	38.5	17.5	38
14211-20-20Z	14212N-20-20Z	1.11/16"X12	32	20	41.5/44.1	17.5	46
14211-24-24Z	14212N-24-24Z	2"X12	40	24	46.5/49.5	17.5	55

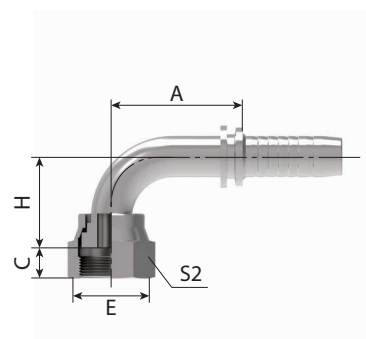
注: 1. 尺寸 A 中 "/" 前尺寸适用于编织管接头, "/" 后尺寸适用于缠绕管接头。

Notes: 1. The dimension A before "/" is for braided hose fitting and after "/" is for spiral hose fitting.

24291-T 90°美制 ORFS 内螺纹平面

24291-W 90° ORFS FEMALE FLAT SEAT

24291 REF. ISO 12151-1 / SAE J516



代号 PART NO.		螺纹 E	软管 HOSE SIZE		尺寸 DIMENSIONS			
编织 BRAIDED	缠绕 SPIRAL	THREAD E	公称内径 DN	标号 DASH	A	C	H	S2
			DN	DASH Size	mm			
24291-04-04Z	-	9/16"X18	6	4	30	41	8.5	17
24291-04-05Z	-	9/16"X18	8	5	30.5	41	8.5	17
24291-06-05TZ	-	11/16"X16	8	5	33	37.5	10	22
24291-06-06Z	24292-06-06Z	11/16"X16	10	6	35.3	49.3	10	22
24291-06-08Z	24292-06-08Z	11/16"X16	12	8	35.8	49.3	10	22
24291-08-06TZ	24292-08-06TZ	13/16"X16	10	6	35.3	39.8	11	24
24291-08-08Z	24292-08-08Z	13/16"X16	12	8	41	57.5	11	24
24291-08-10Z	24292-08-10Z	13/16"X16	16	10	56	62	11	24
24291-10-08TZ	24292-10-08TZ	1"X14	12	8	41	46	13	30
24291-10-10Z	24292-10-10Z	1"X14	16	10	56	66	13	30
24291-10-12Z	24292-10-12Z	1"X14	20	12	57	66	13	30
24291-12-10TZ	24292-12-10TZ	1.3/16"X12	16	10	56	51.5	15	36
24291-12-12Z	24292-12-12Z	1.3/16"X12	20	12	65.5	77	15	36
24291-12-16Z	24292-12-16Z	1.3/16"X12	25	16	76.7	83.5	15	36
24291-16-12TZ	24292-16-12TZ	1.7/16"X12	20	12	65.5	63	14.8	41
24291-16-16TZ	24292-16-16TZ	1.7/16"X12	25	16	76.9	67.5	14.8	41
24291-20-16TZ	24292-20-16TZ	1.11/16"X12	25	16	76.7	67.5	15	50
24291-20-20WZ	24292N-20-20WZ	1.11/16"X12	32	20	93	100/102.6	15	50
24291-24-20TZ	24292N-24-20TZ	2"X12	32	20	93	78.5/81.1	14.8	60
24291-24-24TZ	24292N-24-24TZ	2"X12	40	24	109.4	92/95	14.8	60

注：1. 尺寸 A 中 "/" 前尺寸适用于编织管接头，"/" 后尺寸适用于缠绕管接头。

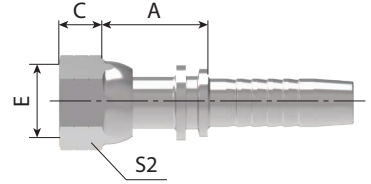
Notes: 1. The dimension A before "/" is for braided hose fitting and after "/" is for spiral hose fitting.

24211-T 美制 ORFS 内螺纹平面

24211-W

24211

ORFS FEMALE FLAT SEAT
REF. ISO 12151-1 / SAE J516



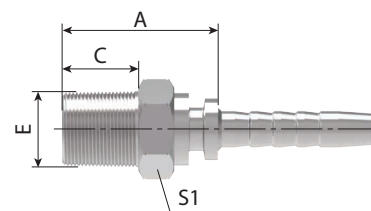
代号 PART NO.		螺纹 E	软管 HOSE SIZE		尺寸 DIMENSIONS		
编织 BRAIDED	缠绕 SPIRAL	THREAD E	公称内径 DN	标号 DASH	A	C	S2
			DN	DASH Size	mm		
24211-04-04Z	-	9/16"X18	6	4	22.5	8.5	17
24211-04-05Z	-	9/16"X18	8	5	22.5	8.5	17
24211-04-06Z	24212-04-06Z	9/16"X18	10	6	22.5	8.5	17
24211-06-04TZ	-	11/16"X16	6	4	23.5	10	22
24211-06-05TZ	-	11/16"X16	8	5	23.5	10	22
24211-06-06Z	24212-06-06Z	11/16"X16	10	6	25.5	10	22
24211-06-08Z	24212-06-08Z	11/16"X16	12	8	26	10	22
24211-08-05TZ	-	13/16"X16	8	5	25	11	24
24211-08-06TZ	24212-08-06TZ	13/16"X16	10	6	25	11	24
24211-08-08Z	24212-08-08Z	13/16"X16	12	8	28	11	24
24211-08-10Z	24212-08-10Z	13/16"X16	16	10	29	11	24
24211-10-08TZ	24212-10-08TZ	1"X14	12	8	29.5	13	30
24211-10-10Z	24212-10-10Z	1"X14	16	10	33	13	30
24211-10-12Z	24212-10-12Z	1"X14	20	12	33.5	13	30
24211-12-08TZ	24212-12-08TZ	1.3/16"X12	12	8	30.5	15	36
24211-12-10TZ	24212-12-10TZ	1.3/16"X12	16	10	31.5	15	36
24211-12-12Z	24212-12-12Z	1.3/16"X12	20	12	35	15	36
24211-12-16Z	24212-12-16Z	1.3/16"X12	25	16	36	15	36
24211-16-12TZ	24212-16-12TZ	1.7/16"X12	20	12	35	14.8	41
24211-16-16TZ	24212-16-16TZ	1.7/16"X12	25	16	35	14.8	41
24211-16-20Z	24212-16-20Z	1.7/16"X12	32	20	39.5	14.8	41
24211-20-16TZ	24212-20-16TZ	1.11/16"X12	25	16	34.5	15	50
24211-20-20WZ	24212N-20-20WZ	1.11/16"X12	32	20	42.5/45.1	15	50
24211-20-24WZ	24212N-20-24WZ	1.11/16"X12	40	24	42.5/45.4	15	50
24211-24-20TZ	24212N-24-20TZ	2"X 12	32	20	36/38.6	14.8	60
24211-24-24TZ	24212N-24-24TZ	2"X12	40	24	36/39	14.8	60

注：1. 尺寸 A 中 "/" 前尺寸适用于编织管接头，"/" 后尺寸适用于缠绕管接头。

Notes: 1.The dimension A before "/" is for braided hose fitting and after "/" is for spiral hose fitting.

15611 布锥管外螺纹

NPT MALE



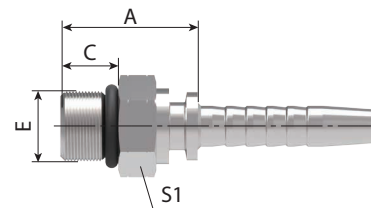
代号 PART NO.		螺纹 E	软管 HOSE SIZE		尺寸 DIMENSIONS		
编织 BRAIDED	缠绕 SPIRAL	THREAD E	公称内径 DN	标号 DASH	A	C	S1
			DN	DASH Size	mm		
15611-02-03Z	-	Z1/8"X27	5	3	21.5	10.5	12
15611-02-04Z	-	Z1/8"X27	6	4	22.5	10.5	12
1561-04-03Z	-	Z1/4"X18	5	3	27	15	17
15611-04-04Z	-	Z1/4"X18	6	4	28	15	17
15611-04-05Z	-	Z1/4"X18	8	5	28	15	17
15611-04-06Z	15612-04-06Z	Z1/4"X18	10	6	27.5	15	17
15611-06-04Z	-	Z3/8"X18	6	4	29	16	19
15611-06-05Z	-	Z3/8"X18	8	5	29	16	19
15611-06-06Z	15612-06-06Z	Z3/8"X18	10	6	29	16	19
15611-06-08Z	15612-06-08Z	Z3/8"X18	12	8	30.5	16	19
15611-08-06Z	15612-08-06Z	Z1/2"X14	10	6	34	19.5	22
1561-08-08Z	15612-08-08Z	Z1/2"X14	12	8	34.5	19	22
15611-08-10Z	15612-08-10Z	Z1/2"X14	16	10	35.5	19.5	22
15611-12-08Z	15612-12-08Z	Z3/4"X14	12	8	37.5	19.5	27
15611-12-10Z	15612-12-10Z	Z3/4"X14	16	10	37.5	19.5	27
15611-12-12Z	15612-12-12Z	Z3/4"X14	20	12	38.5	19.5	27
15611-12-16Z	15612-12-16Z	Z3/4"X14	25	16	39.5	19.5	32
15611-16-10Z	15612-16-10Z	Z1"X11.5	16	10	45	25.5	36
15611-16-12Z	15612-16-12Z	Z1"X11.5	20	12	45	25.5	36
15611-16-16Z	15612-16-16Z	Z1"X11.5	25	16	46.5	25.5	36
15611-20-16Z	15612-20-16Z	Z1.1/4"X11.5	25	16	49.5	26.5	46
15611-20-20Z	15612N-20-20Z	Z1.1/4"X11.5	32	20	50.5/53.1	26.5	46
15611-24-24Z	15612N-24-24Z	Z1.1/2"X11.5	40	24	51/54	26	50
15611-32-32Z	15612N-32-32Z	Z2"X11.5	50	32	55/59.4	27.5	65

注：1. 尺寸 A 中 " / " 前尺寸适用于编织管接头，" / " 后尺寸适用于缠绕管接头。

Notes: 1. The dimension A before " / " is for braided hose fitting and after " / " is for spiral hose fitting.

16011 美制 SAE 外螺纹带 O 形圈

SAE O-RING MALE
ISO 11962-SAE J1926



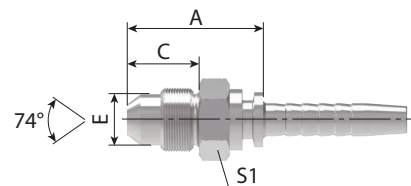
代号 PART NO.		螺纹 E	软管 HOSE SIZE		O 形圈	尺寸 DIMENSIONS		
编织 BRAIDED	缠绕 SPIRAL	THREAD E	公称内径 DN	标号 DASH	O-RING	A	C	S1
			DN	DASH Size	mm			
16011-04-04Z	-	7/16"X20	6	4	O904	21.5	9.1	14
16011-05-04Z	-	1/2"X20	6	4	O905	21.5	9.1	17
16011-06-05Z	-	9/16"X18	8	5	O906	22.5	9.9	17
16011-06-06Z	16012-06-06Z	9/16X18	10	6	O906	22.5	9.9	17
16011-08-06Z	16012-08-06Z	3/4"X16	10	6	O908	23.5	11.1	22
16011-08-08Z	16012-08-08Z	3/4"X16	12	8	O908	24	11.1	22
16011-10-08Z	16012-10-08Z	7/8"X14	12	8	O910	30	12.7	27
16011-10-10Z	16012-10-10Z	7/8"X14	16	10	O910	31	12.7	27
16011-12-10Z	16012-12-10Z	1.1/16"X12	16	10	O912	34.5	15.1	32
16011-12-12Z	16012-12-12Z	1.1/16"X12	20	12	O912	34	15.1	32
16011-16-16Z	16012-16-16Z	1.5/16"X12	25	16	O916	36	15.1	38

注：1. 尺寸 A 中 "/" 前尺寸适用于编织管接头，"/" 后尺寸适用于缠绕管接头。

Notes: 1. The dimension A before "/" is for braided hose fitting and after "/" is for spiral hose fitting.

16711 美制 JIC 外螺纹 74°外锥面

JIC MALE 74° CONE
REF. ISO 8434-2 / SAE J514



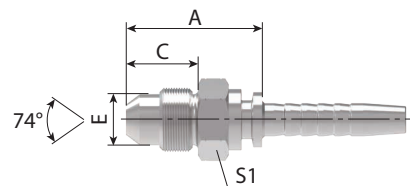
代号 PART NO.		螺纹 E	软管 HOSE SIZE		尺寸 DIMENSIONS		
编织 BRAIDED	缠绕 SPIRAL	THREAD E	公称内径 DN	标号 DASH	A	C	S1
			DN	DASH Size	mm		
16711-04-03Z	-	7/16"X20	5	3	26	14	12
16711-04-04Z	-	7/16"X20	6	4	26.5	14	12
16711-05-04Z	-	1/2"X20	6	4	26.5	14	14
16711-05-05Z	-	1/2"X20	8	5	26.5	14	14
16711-05-06Z	16712-05-06Z	1/2"X20	10	6	26.5	14	17
16711-06-04Z	-	9/16"X18	6	4	26.5	14.1	17
16711-06-05Z	-	9/16"X18	8	5	26.5	14.1	17
16711-06-06Z	16712-06-06Z	9/16"X18	10	6	26.5	14.1	17
16711-08-06Z	16712-08-06Z	3/4"X16	10	6	31.5	16.7	22
16711-08-08Z	16712-08-08Z	3/4"X16	12	8	32	16.7	22
16711-10-06Z	16712-10-06Z	7/8"X14	10	6	33.5	19.3	24
16711-10-08Z	16712-10-08Z	7/8"X14	12	8	34	19.3	24
16711-10-10Z	16712-10-10Z	7/8"X14	16	10	35	19.3	24
16711-12-08Z	16712-12-08Z	1.1/16"X12	12	8	38.5	21.9	30
16711-12-10Z	16712-12-10Z	1.1/16"X12	16	10	39.5	21.9	30
16711-12-12Z	16712-12-12Z	1.1/16"X12	20	12	40	21.9	30
16711-12-16Z	16712-12-16Z	1.1/16"X12	25	16	42.5	21.9	32
16711-14-10Z	16712-14-10Z	1.3/16"X12	16	10	41.5	22.6	32
16711-14-12Z	16712-14-12Z	1.3/16"X12	20	12	40.5	22.6	32
16711-16-12Z	16712-16-12Z	1.5/16"X12	20	12	43	23.1	36
16711-16-16Z	16712-16-16Z	1.5/16"X12	25	16	43.5	23.1	36
16711-20-16Z	16712-20-16Z	1.5/8"X12	25	16	47	24.3	46
16711-20-20Z	16712N-20-20Z	1.5/8"X12	32	20	47/49.6	24.3	46
16711-24-20Z	16712N-24-20Z	1.7/8"X12	32	20	53/55.6	27.5	50
16711-24-24Z	16712N-24-24Z	1.7/8"X12	40	24	53/56	27.5	50
16711-32-32Z	16712N-32-32Z	2.1/2"X12	50	32	62/66.4	33.9	65

注：1. 尺寸 A 中 " / " 前尺寸适用于编织管接头，" / " 后尺寸适用于缠绕管接头。

Notes: 1. The dimension A before " / " is for braided hose fitting and after " / " is for spiral hose fitting.

16711L 美制 JIC 外螺纹 74°外锥面

JIC MALE 74° CONE



代号 PART NO.		螺纹 E	软管 HOSE SIZE		尺寸 DIMENSIONS		
编织 BRAIDED	缠绕 SPIRAL	THREAD E	公称内径 DN	标号 DASH	A	C	S1
			DN	DASH Size	mm		
16711L-04-04Z	-	7/16"X20	6	4	45	32.5	17
16711L-05-04Z	-	1/2"X20	6	4	43	30.5	19
16711L-05-05Z	-	1/2"X20	8	5	43	30.5	19
16711L-06-04Z	-	9/16"X18	6	4	47	32.5	22
16711L-06-05Z	-	9/16"X18	8	5	47	32.5	22
16711L-06-06Z	16712L-06-06Z	9/16"X18	10	6	47	32.5	22
16711L-08-06Z	16712L-08-06Z	3/4"X16	10	6	51	36.5	22
16711L-08-08Z	16712L-08-08Z	3/4"X16	12	8	51.5	36.5	24
16711L-10-06Z	16712L-10-06Z	7/8"X14	10	6	56.5	40	30
16711L-10-08Z	16712L-10-08Z	7/8"X14	12	8	57	40	30
16711L-10-10Z	16712L-10-10Z	7/8"X14	16	10	58	40	30
16711L-12-08Z	16712L-12-08Z	1.1/16"X12	12	8	63.5	44.5	36
16711L-12-10Z	16712L-12-10Z	1.1/16"X12	16	10	64	44.5	36
16711L-12-12Z	16712L-12-12Z	1.1/16"X12	20	12	64.5	44.5	36
16711L-16-12Z	16712L-16-12Z	1.5/16"X12	20	12	66	44.5	41
16711L-16-16Z	16712L-16-16Z	1.5/16"X12	25	16	67	44.5	41
16711L-20-16Z	16712L-20-16Z	1.5/8"X12	25	16	70.5	45.7	50
16711L-20-20Z	16712LN-20-20Z	1.5/8"X12	32	20	71.2/73.8	45.7	50
16711L-24-20Z	16712LN-24-20Z	1.7/8"X12	32	20	71.5/74.1	46	55
16711L-24-24Z	16712LN-24-24Z	1.7/8"X12	40	24	71.5/74.5	46	55

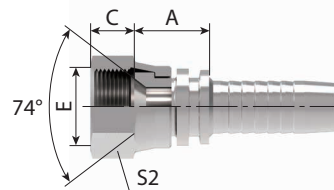
注：1. 尺寸 A 中 "/" 前尺寸适用于编织管接头，"/" 后尺寸适用于缠绕管接头。

Notes: 1. The dimension A before "/" is for braided hose fitting and after "/" is for spiral hose fitting.

26711-T 美制 JIC 内螺纹 74°内锥面

26711

JIC FEMALE 74° CONE SEAT
REF. SAE J514

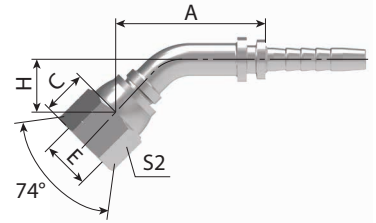


代号 PART NO.		螺纹 E	软管 HOSE SIZE		尺寸 DIMENSIONS		
编织 BRAIDED	缠绕 SPIRAL	THREAD E	公称内径 DN	标号 DASH	A	C	S2
			DN	DASH Size	mm		
26711-04-03Z	-	7/16"X20	5	3	14	9	14
26711-04-04Z	-	7/16"X20	6	4	15	9	14
26711-05-04Z	-	1/2"X20	6	4	15.5	9.5	17
26711-05-05Z	-	1/2"X20	8	5	15.5	9.5	17
26711-05-06Z	26712-05-06Z	1/2"X20	10	6	15.5	9.5	17
26711-06-04Z	-	9/16"X18	6	4	15.5	10	19
26711-06-05Z	-	9/16"X18	8	5	15.5	10	19
26711-06-06Z	26712-06-06Z	9/16"X18	10	6	15.5	10	19
26711-06-08Z	26712-06-08Z	9/16"X18	12	8	15.5	10	19
26711-08-06Z	26712-08-06Z	3/4"X16	10	6	17.5	11	22
26711-08-08Z	26712-08-08Z	3/4"X16	12	8	18.5	11	22
26711-08-10Z	26712-08-10Z	3/4"X16	16	10	18	11	22
26711-10-08Z	26712-10-08Z	7/8"X14	12	8	19	13	27
26711-10-10Z	26712-10-10Z	7/8"X14	16	10	19.5	13	27
26711-10-12Z	26712-10-12Z	7/8"X14	20	12	20	13	27
26711-12-08TZ	26712-12-08TZ	1.1/16"X12	12	8	19.5	15	32
26711-12-10Z	26712-12-10Z	1.1/16"X12	16	10	21	14.5	32
26711-12-12Z	26712-12-12Z	1.1/16"X12	20	12	21.5	14.5	32
26711-12-16Z	26712-12-16Z	1.1/16"X12	25	16	23	15	32
26711-14-12Z	26712-14-12Z	1.3/16"X12	20	12	21.5	15	36
26711-16-12TZ	26712-16-12TZ	1.5/16"X12	20	12	18.5	16	41
26711-16-16Z	26712-16-16Z	1.5/16"X12	25	16	23	15.18	41
26711-16-20Z	26712N-16-20Z	1.5/16"X12	32	20	24/26.6	15.18	41
26711-20-16TZ	26712-20-16TZ	1.5/8"X12	25	16	23	16	50
26711-20-20WZ	26712N-20-20WZ	1.5/8"X12	32	20	24.5/27.1	16	50
26711-24-20TZ	26712N-24-20TZ	1.7/8"X12	32	20	26.5/29.1	18.6	60
26711-24-24WZ	26712N-24-24WZ	1.7/8"X12	40	24	26.5/29.5	18.6	60
26711-32-24TZ	26712N-32-24TZ	2.1/2"X12	40	24	27/30	23.5	75
26711-32-32TZ	26712N-32-32TZ	2.1/2"X12	50	32	27/31.4	23.5	75

26741-W 45°美制 JIC 内螺纹 74° 内锥面 SAE J514

26741

45° JIC FEMALE
74° CONE SEAT SAE J514



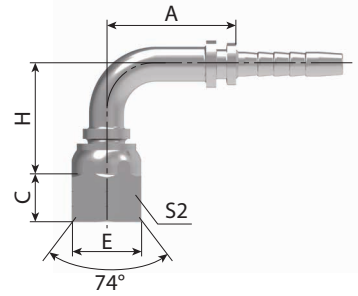
代号 PART NO.		螺纹 E	软管 HOSE SIZE		尺寸 DIMENSIONS			
编织 BRAIDED	缠绕 SPIRAL	THREAD E	公称内径 DN	标号 DASH	A	C	H	S2
			DN	DASH Size	mm			
26741-04-03Z	-	7/16"X20	5	3	32.5	9	12.1	14
26741-04-04Z	-	7/16"X20	6	4	35.1	9	13	14
26741-05-04Z	-	1/2"X20	6	4	35.6	9.5	13.5	17
26741-05-05Z	-	1/2"X20	8	5	37.7	9.5	14.4	17
26741-05-06Z	26742-05-06Z	1/2"X20	10	6	37.7	9.5	14.4	17
26741-06-04Z	-	9/16"X18	6	4	35.6	10	13.5	19
26741-06-05Z	-	9/16"X18	8	5	37.7	10	14.4	19
26741-06-06Z	26742-06-06Z	9/16"X18	10	6	38.8	10	14.8	19
26741-06-08Z	26742-06-08Z	9/16"X18	12	8	39.3	10	14.8	19
26741-08-06Z	26742-08-06Z	3/4"X16	10	6	40.2	11	16.2	22
26741-08-08Z	26742-08-08Z	3/4"X16	12	8	45.3	11	19	22
26741-10-08Z	26742-10-08Z	7/8"X14	12	8	46.7	13	20.3	27
26741-10-10Z	26742-10-10Z	7/8"X14	16	10	54.4	13	22.1	27
26741-10-12Z	26742-10-12Z	7/8"X14	20	12	58.9	13	22.1	27
26741-12-08Z	26742-12-08Z	1.1/16"X12	12	8	50.4	14.5	21.1	32
26741-12-10Z	26742-12-10Z	1.1/16"X12	16	10	55.1	14.5	22.8	32
26741-12-12Z	26742-12-12Z	1.1/16"X12	20	12	59.3	14.5	24.2	32
26741-12-16Z	26742-12-16Z	1.1/16"X12	25	16	70.3	14.5	24.2	32
26741-14-12Z	26742-14-12Z	1.3/16"X12	20	12	60.1	15	24.2	36
26741-16-12Z	26742-16-12Z	1.5/16"X12	20	12	60.9	15.18	25	41
26741-16-16Z	26742-16-16Z	1.5/16"X12	25	16	74.3	15.18	28.7	41
26741-16-20Z	26742N-16-20Z	1.5/16"X12	32	20	83.5/86.1	15.18	28	41
26741-20-20WZ	26742N-20-20WZ	1.7/8"X12	32	20	96.3/98.9	16.1	35.5	50
26741-24-20WZ	26742N-24-20WZ	1.7/8"X12	32	20	86.6/89.2	18.6	35.9	60
26741-24-24WZ	26742N-24-24WZ	1.7/8"X12	40	24	114.8/117.8	18.6	44.1	60
26741-32-32WZ	26742N-32-32WZ	2.1/2"X12	50	32	135.9/140.3	23.8	51.6	75

注：1. 尺寸 A 中 "/" 前尺寸适用于编织管接头，"/" 后尺寸适用于缠绕管接头。

Notes: 1. The dimension A before "/" is for braided hose fitting and after "/" is for spiral hose fitting.

26791-W 90°美制 JIC 内螺纹 74°内锥面

26791 90° JIC FEMALE 74° CONE SEAT



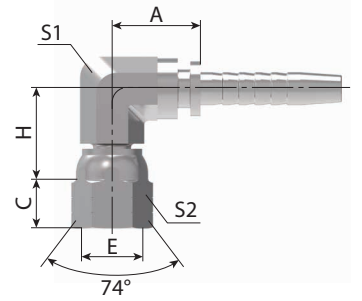
代号 PART NO.		螺纹 E	软管 HOSE SIZE		尺寸 DIMENSIONS			
编织 BRAIDED	缠绕 SPIRAL	THREAD E	公称内径 DN	标号 DASH	A	C	H	S2
			DN	DASH Size	mm			
26791-04-03Z	-	7/16"X20	5	3	26.5	9	23.3	14
26791-04-04Z	-	7/16"X20	6	4	30	9	26.3	14
26791-05-04Z	-	1/2"X20	6	4	30	9.5	27	17
26791-05-05Z	-	1/2"X20	8	5	33	9.5	30	17
26791-05-06Z	26792-05-06Z	1/2"X20	10	6	33	9.5	30	17
26791-06-04Z	-	9/16"X18	6	4	30	10	27	19
26791-06-05Z	-	9/16"X18	8	5	33	10	30	19
26791-06-06Z	26792-06-06Z	9/16"X18	10	6	34.5	10	31.5	19
26791-06-08Z	26792-06-08Z	9/16"X18	12	8	38	10	31.5	19
26791-08-06Z	26792-08-06Z	3/4"X16	10	6	34.5	11	34.5	22
26791-08-08Z	26792-08-08Z	3/4"X16	12	8	39.5	11	40	22
26791-08-10Z	26792-08-10Z	3/4"X16	16	10	45.5	11	40	22
26791-10-08Z	26792-10-08Z	7/8"X14	12	8	39.5	13	42	27
26791-10-10Z	26792-10-10Z	7/8"X14	16	10	49	13	47.5	27
26791-10-12Z	26792-10-12Z	7/8"X14	20	12	53.5	13	47.5	27
26791-12-08Z	26792-12-08Z	1.1/16"X12	12	8	43.5	14.5	43	32
26791-12-10Z	26792-12-10Z	1.1/16"X12	16	10	49	14.5	49	32
26791-12-12Z	26792-12-12Z	1.1/16"X12	20	12	54.5	14.5	53.5	32
26791-12-16Z	26792-12-16Z	1.1/16"X12	25	16	65.5	14.5	53.5	32
26791-14-12Z	26792-14-12Z	1.3/16"X12	20	12	55.3	15	53.5	36
26791-16-12Z	26792-16-12Z	1.5/16"X12	20	12	55.3	15.18	53.62	41
26791-16-16Z	26792-16-16Z	1.5/16"X12	25	16	71	15.18	66.12	41
26791-16-20Z	26792N-16-20Z	1.5/16"X12	32	20	81/83.6	15.18	66.12	41
26791-20-20WZ	26792N-20-20WZ	1.5/8"X12	32	20	81.5/84.1	16.1	80	50
26791-24-20WZ	26792N-24-20WZ	1.7/8"X12	32	20	81.5/84.1	18.6	81.5	60
26791-24-24WZ	26792N-24-24WZ	1.7/8"X12	40	24	109.4/112.4	18.6	94	60
26791-32-32WZ	26792N-32-32WZ	2.1/2"X12	50	32	133.1/137.5	23.5	121.8	75

注：1. 尺寸 A 中 "I" 前尺寸适用于编织管接头,"I" 后尺寸适用于缠绕管接头。

Notes: 1. The dimension A before "I" is for braided hose fitting and after "I" is for spiral hose fitting.

26791K 90°美制短身 JIC 内螺纹 74°内锥面

90° JIC COMPACT FEMALE 74° CONE SEAT
REF. SAE J514



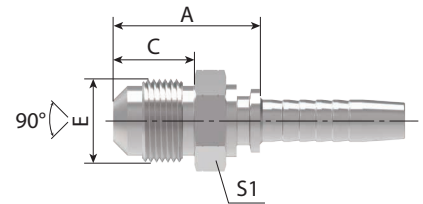
代号 PART NO.		螺纹 E	软管 HOSE SIZE		尺寸 DIMENSIONS				
编织 BRAIDED	缠绕 SPIRAL	THREAD E	公称内径 DN	标号 DASH	A	C	H	S1	S2
			DN	DASH Size	mm				
26791K-04-04Z	-	7/16"X20	6	4	6	4	18	11	14
26791K-06-04Z	-	9/16"X18	6	4	6	4	20.5	14	19
26791K-06-06Z	26792K-06-06Z	9/16"X18	10	6	10	6	20.5	16	19
26791K-08-06Z	26792K-08-06Z	3/4"X16	10	6	10	6	25	19	22
26791K-08-08Z	26792K-08-08Z	3/4"X16	12	8	12	8	25	22	22
26791K-10-08Z	26792K-10-08Z	7/8"X14	12	8	12	8	27	22	27
26791K-10-10Z	26792K-10-10Z	7/8"X14	16	10	16	10	27	22	27
26791K-12-12Z	26792K-12-12Z	1.1/16"X12	20	12	20	12	31	27	32
26791K-16-16Z	26792K-16-16Z	1.5/16"X12	25	16	25	16	34.3	33	41

注：1. 尺寸 A 中 "/" 前尺寸适用于编织管接头，"/" 后尺寸适用于缠绕管接头。

Notes: 1. The dimension A before "/" is for braided hose fitting and after "/" is for spiral hose fitting.

17811 美制 SAE 外螺纹 90°外锥面

SAE MALE 90° CONE
REF. SAE J513



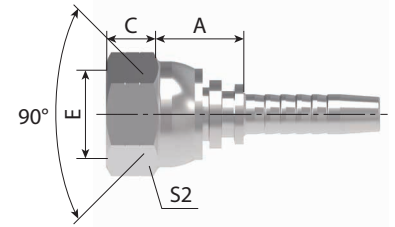
代号 PART NO.		螺纹 E	软管 HOSE SIZE		尺寸 DIMENSIONS		
编织 BRAIDED	缠绕 SPIRAL	THREAD E	公称内径 DN	标号 DASH	A	C	S1
			DN	DASH Size	mm		
17811-04-04Z	-	7/16"X20	6	4	25.5	12.7	12
17811-05-05Z	-	1/2"X20	8	5	27	14.2	14
17811-06-06Z	17812-06-06Z	5/8"X18	10	6	28.5	15.7	17
17811-08-08Z	17812-08-08Z	3/4"X16	12	8	34	19	22
17811-10-10Z	17812-10-10Z	7/8"X14	16	10	38.5	22.4	24
17811-12-12Z	17812-12-12Z	1.1/16"X14	20	12	44	25.4	30

注：1. 尺寸 A 中 "/" 前尺寸适用于编织管接头，"/" 后尺寸适用于缠绕管接头。

Notes: 1. The dimension A before "/" is for braided hose fitting and after "/" is for spiral hose fitting.

27811 美制 SAE 内螺纹 90°内锥面

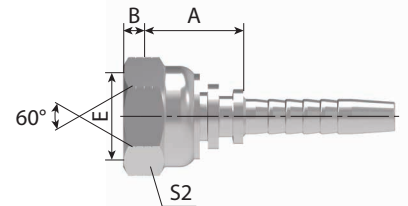
SAE FEMALE 90° CONE SEAT
REF. SAE J513



代号 PART NO.		螺纹 E	软管 HOSE SIZE		尺寸 DIMENSIONS		
编织 BRAIDED	缠绕 SPIRAL	THREAD E	公称内径 DN	标号 DASH	A	C	S2
			DN	DASH Size	mm		
27811-04-03Z	-	7/16"X20	5	3	14	9	15
27811-04-04Z	-	7/16"X20	6	4	15	9.3	14
27811-05-05Z	-	1/2"X20	8	5	15.5	9.5	17
27811-06-04Z	-	5/8"X18	6	4	17	11.3	22
27811-06-05Z	-	5/8"X18	8	5	17	11.3	22
27811-06-06Z	27812-06-06Z	5/8"X18	10	6	17	11.3	22
27811-08-08Z	27812-08-08Z	3/4"X16	12	8	18	11	24
27811-10-08Z	27812-10-08Z	7/8 "X14	12	8	18.5	13	27
27811-10-10Z	27812-10-10Z	7/8"X14	16	10	19.5	13	27
27811-12-12Z	27812-12-12Z	1.1/16"X14	20	12	21.5	14.3	32

21611 美制 NPSM 内螺纹 60°外锥面

NPSM FEMALE 60° CONE
SAE J514



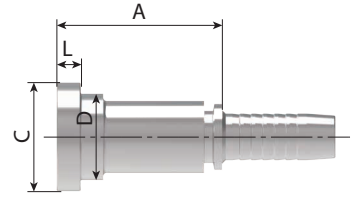
代号 PART NO.		螺纹 E	软管 HOSE SIZE		尺寸 DIMENSIONS		
编织 BRAIDED	缠绕 SPIRAL	THREAD E	公称内径 DN	标号 DASH	A	B	S2
			DN	DASH Size	mm		
21611-04-04Z	-	1/4"X18	6	4	18	4.6	19
21611-04-06Z	21612-04-06Z	1/4"X18	10	6	19	4.6	19
21611-06-04Z	-	3/8"X18	6	4	19	6	22
21611-06-05Z	-	3/8"X18	8	5	19	6	22
21611-06-06Z	21612-06-06Z	3/8"X18	10	6	19	6	22
21611-08-08Z	21612-08-08Z	1/2"X14	12	8	21.5	7.5	27
21611-12-10Z	21612-12-10Z	3/4"X14	16	10	24	8.9	32
21611-12-12Z	21612-12-12Z	3/4"X14	20	12	24	8.9	32
21611-16-12TZ	21612-16-12TZ	1"X11.5	20	12	25	10.5	41
21611-16-16Z	21612-16-16Z	1"X11.5	25	16	27	10.5	41
21611-20-20WZ	21612N-20-20WZ	1.1/4"X11.5	32	20	29.5/32.1	11.1	50
21611-24-24WZ	21612N-24-24WZ	1.1/2"X11.5	40	24	29.5/32.5	11.2	55

注：1. 尺寸 A 中 " / "，前尺寸适用于编织管接头，" / " 后尺寸适用于缠绕管接头。

Notes: 1. The dimension A before " / " is for braided hose fitting and after " / " is for spiral hose fitting.

87311 SAE 法兰 3000 PSI

SAE FLANGE 3000 PSI
REF. ISO 12151-3 / SAE J516



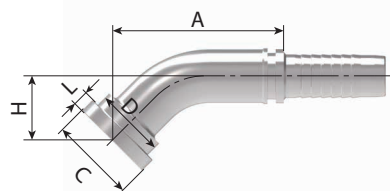
代号 PART NO.		螺纹 E	软管 HOSE SIZE		尺寸 DIMENSIONS			
编织 BRAIDED	缠绕 SPIRAL	THREAD E	公称内径 DN	标号 DASH	A	C	D	L
			DN	DASH Size	mm			
87311-08-08Z	87312-08-08Z	1/2"	12	8	46	30.2	24	6.73
87311-12-08Z	87312-12-08Z	3/4"	12	8	47	38.1	31.7	6.73
87311-12-10Z	87312-12-10Z	3/4"	16	10	47.5	38.1	31.7	6.73
87311-12-12Z	87312-12-12Z	3/4"	20	12	48	38.1	31.7	6.73
87311-12-16Z	87312-12-16Z	3/4"	25	16	49	38.1	31.7	6.73
87311-16-12Z	87312-16-12Z	1"	20	12	51	44.4	38	8
87311-16-16Z	87312-16-16Z	1"	25	16	52	44.4	38	8
87311-16-20Z	87312-16-20Z	1"	32	20	53/55.6	44.4	38	8
87311-20-16Z	87312-20-16Z	1.1/4"	25	16	57	50.8	43	8
87311-20-20Z	87312N-20-20Z	1.1/4"	32	20	58/60.6	50.8	43	8
87311-24-20Z	87312N-24-20Z	1.1/2"	32	20	68/70.6	60.3	50	8
87311-24-24Z	87312N-24-24Z	1.1/2"	40	24	68/71	60.3	50	8
87311-32-24Z	87312N-32-24Z	2"	40	24	70/73	71.4	62	9.53
87311-32-32Z	87312N-32-32Z	2"	50	32	70/74.4	71.4	62	9.53
87311-40-40Z	-	2.1/2"	64	40	76	84.1	74	9.53

注：1. 尺寸 A 中 "/" 前尺寸适用于编织管接头，"/" 后尺寸适用于缠绕管接头。

Notes: 1. The dimension A before "/" is for braided hose fitting and after "/" is for spiral hose fitting.

87341 45° SAE 法兰 3000 PSI

45° SAE FLANGE 3000 PSI
REF. ISO 12151-3 / SAE J516



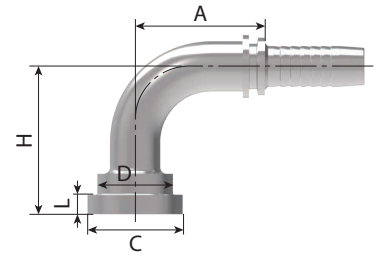
代号 PART NO.		螺纹 E	软管 HOSE SIZE		尺寸 DIMENSIONS				
编织 BRAIDED	缠绕 SPIRAL	THREAD E	公称内径 DN	标号 DASH	A	C	D	H	L
			DN	DASH Size	mm				
87341-08-08Z	87342-08-08Z	1/2"	12	8	58.2	30.2	24	23.3	6.73
87341-12-08Z	87342-12-08Z	3/4"	12	8	58.9	38.1	31.7	24	6.73
87341-12-10Z	87342-12-10Z	3/4"	16	10	69.6	38.1	31.7	25.3	6.73
87341-12-12Z	87342-12-12Z	3/4"	20	12	76.3	38.1	31.7	28.9	6.73
8734U6-12Z	87342-W2Z	1"	20	12	76.3	44.4	38	28.9	8
87341-16-16Z	87342-16-16Z	1"	25	16	83.9	44.4	38	29.7	8
87341-16-20Z	87342-16-20Z	1"	32	20	94.5/97.1	44.4	38	33.8	8
87341-20-16Z	87342-20-16Z	1.1/4"	25	16	85.2	50.8	43	29.7	8
87341-20-20Z	87342N-20-20Z	1.1/4"	32	20	94.5/97.1	50.8	43	33.8	8
87341-24-20Z	87342N-24-20Z	1.1/2"	32	20	95.9/98.5	60.3	50	35.2	8
87341-24-24Z	87342N-24-24Z	1.1/2"	40	24	109.9/112.9	60.3	50	39.1	8
87341-32-24Z	87342N-32-24Z	2"	40	24	109.9/112.9	71.4	62	39.1	9.53
87341-32-32Z	87342N-32-32Z	2"	50	32	129.3/133.7	71.4	62	46.3	9.53
87311-32-32Z	87312N-32-32Z	2"	50	32	70/74.4	71.4	62		9.53
87311-40-40Z	-	2.1/2"	64	40	76	84.1	74		9.53

注：1. 尺寸 A 中 "/" 前尺寸适用于编织管接头，"/" 后尺寸适用于缠绕管接头。

Notes: 1. The dimension A before "/" is for braided hose fitting and after "/" is for spiral hose fitting.

87391 90° SAE 法兰 3000 PSI

90° SAE FLANGE 3000 PSI
REF. ISO 12151-3 / SAE J516



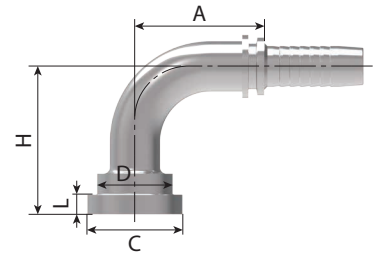
代号 PART NO.		法兰型号	软管 HOSE SIZE		尺寸 DIMENSIONS				
编织 BRAIDED	缠绕 SPIRAL	FLANGE SIZE	公称内径 DN	标号 DASH	A	C	D	H	L
			DN	DASH Size	mm				
87391-08-08Z	87392-08-08Z	1/2"	12	8	41	30.2	24	47	6.73
87391-12-08Z	87392-12-08Z	3/4"	12	8	41	38.1	31.7	48	6.73
87391-12-10Z	87392-12-10Z	3/4"	16	10	56	38.1	31.7	52.5	6.73
87391-12-12Z	87392-12-12Z	3/4"	20	12	66.2	38.1	31.7	62	6.73
87391-12-16Z	87392-12-16Z	3/4"	25	16	76.7	38.1	31.7	67.5	6.73
87391-16-12Z	87392-16-12Z	1"	20	12	65.5	44.4	38	62	8
87391-16-16Z	87392-16-16Z	1"	25	16	76.7	44.4	38	67.5	8
87391-16-20Z	87392N-16-20Z	1"	32	20	91.5/94.1	44.4	38	78.5	8
87391-20-16Z	87392-20-16Z	1.1/4"	25	16	76.7	50.8	43	67.5	8
87391-20-20Z	87392N-20-20Z	1.1/4"	32	20	91.5/94.1	50.8	43	78.5	8
87391-20-24Z	87392N-20-24Z	1.1/4"	40	24	107/110	50.8	43	78.5	8
87391-24-20Z	87392N-24-20Z	1.1/2"	32	20	91.5/94.1	60.3	50	80.5	8
87391-24-24Z	87392N-24-24Z	1.1/2"	40	24	109.4/112.4	60.3	50	94	8
87391-32-24Z	87392N-32-24Z	2"	40	24	109.4/112.4	71.4	62	94	9.53
87391-32-32Z	87392N-32-32Z	2"	50	32	131.8/136.2	71.4	62	114.3	9.53
87391-40-32Z	87392N-40-32Z	2.1/2"	50	32	131.8/136.2	84.1	74	116.3	9.53

注: 1. 尺寸 A 中 "/" 前尺寸适用于编织管接头, "/" 后尺寸适用于缠绕管接头。

Notes: 1. The dimension A before "/" is for braided hose fitting and after "/" is for spiral hose fitting.

87391-H 法兰型号 90° SAE 法兰 3000 PSI

90° SAE FLANGE 3000 PSI



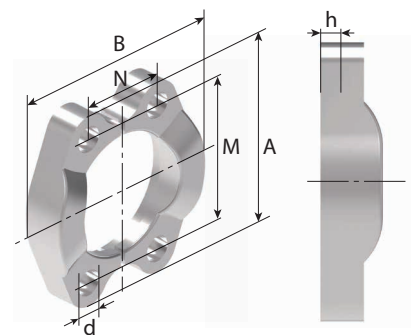
代号 PART NO.		法兰型号	软管 HOSE SIZE		尺寸 DIMENSIONS				
编织 BRAIDED	缠绕 SPIRAL	FLANGE SIZE	公称内径 DN	标号 DASH	A	C	D	H	L
			DN	DASH Size	mm				
87391-12-12H90Z	87392-12-12H90Z	3/4"	20	12	65.5	38.1	32	90	6.73
87391-12-12H100Z	87392-12-12H100Z	3/4"	20	12	66.2	38.1	31.7	100	6.73
87391-12-12H127Z	87392-12-12H127Z	3/4"	20	12	66.2	38.1	31.7	127	6.73
87391-12-12H150Z	87392-12-12H150Z	3/4"	20	12	66.2	38.1	31.7	150	6.73
87391-16-16H100Z	87392-16-16H100Z	1"	25	16	76.7	44.4	38	100	8
87391-16-16H127Z	87392-16-16H127Z	1"	25	16	76.7	44.4	38	127	8
87391-16-16H150Z	87392-16-16H150Z	1"	25	16	76.7	44.4	38	150	8
87391-20-20H100Z	87392N-20-20H100Z	1.1/4"	32	20	91.5/94.1	50.8	43	100	8
87391-20-20H127Z	87392N-20-20H127Z	1.1/4"	32	20	91.5/94.1	50.8	43	127	8
87391-20-20H150Z	87392N-20-20H150Z	1.1/4"	32	20	91.5/94.1	50.8	43	150	8
87391-24-24H127Z	87392N-24-24H127Z	1.1/2"	40	24	109.4/112.4	60.3	50	127	8

注: 1. 尺寸 A 中 "/" 前尺寸适用于编织管接头, "/" 后尺寸适用于缠绕管接头。

Notes: 1. The dimension A before "/" is for braided hose fitting and after "/" is for spiral hose fitting.

FL SAE 对开法兰夹
SAE SPLIT FLANGE CLAMP

FS

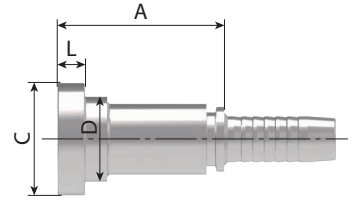


代号 PART NO.	法兰型号	尺寸 DIMENSIONS						配用螺栓	压力等级
#	FLANGE SIZE	A	B	d	h	M	N	MATCH BOLT	MPa
3000PSI									
FL-08Z	1/2"	54	45.6	9	6.2	38.1	17.5	M8X25	34.5
FL-12Z	3/4"	65.6	51.8	11	6.2	47.6	22.2	M10X30	
FL-16Z	1"	70.5	58.4	11	7.5	52.4	26.2	M10X30	
FL-20Z	1.1/4"	79	72.6	11	7.5	58.7	30.2	M10X30	27.6
FL-24Z	1.1/2"	94	82.2	13.5	7.5	69.9	35.7	M12X35	20.7
FL-32Z	2"	102	96.4	13.5	9	77.8	42.9	M12X35	
FL-40Z	2.1/2"	115	108.2	13.5	9	88.9	50.8	M12X40	17.2
FL-48Z	3"	134.4	130.6	17	9	106.4	61.9	M16X50	13.8
6000PSI									
FS-08Z	1/2"	56.8	47.2	9	7.2	40.5	18.2	M8X30	42
FS-12Z	3/4"	70.8	60	11	8.3	50.8	23.8	M10X35	
FS-16Z	1"	81.2	69.6	13	9	57.2	27.8	M12X45	
FS-20Z	1.1/4"	96.7	77.2	15	9.8	66.7	31.8	M14X50	
FS-24Z	1.1/2"	113.4	95	17	12.1	79.4	36.6	M16X55	
FS-32Z	2"	132.8	113.8	21	12.1	96.8	44.4	M20X70	

注：. 螺栓需另外订购 . Notes: bolt need another order.

87611 SAE 法兰 6000 PSI

SAE FLANGE 6000 PSI
REF. ISO 12151-3 / SAE J516



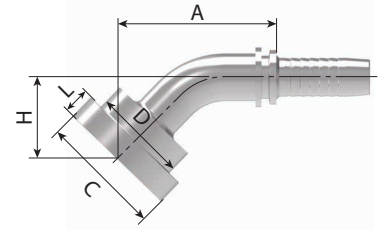
代号 PART NO.		法兰型号	软管 HOSE SIZE		尺寸 DIMENSIONS			
编织 BRAIDED	缠绕 SPIRAL	FLANGE SIZE	公称内径 DN	标号 DASH	A	C	D	L
			DN	DASH Size	mm			
87611-08-08Z	87612-08-08Z	1/2"	12	8	47	31.7	24	7.75
87611-12-10Z	87612-12-10Z	3/4"	16	10	50.5	41.3	32	8.76
87611-12-12Z	87612-12-12Z	3/4"	20	12	51	41.3	32	8.76
87611-16-12Z	87612-16-12Z	1"	20	12	56	47.6	38	9.53
87611-16-16Z	87612-16-16Z	1"	25	16	57	47.6	38	9.53
87611-16-20Z	87612N-16-20Z	1"	32	20	61/63.6	47.6	38	9.53
87611-20-16Z	87612-20-16Z	1.1/4"	25	16	65	54	44	10.29
87611-20-20Z	87612N-20-20Z	1.1/4"	32	20	66/68.6	54	44	10.29
87611-24-20Z	87612N-24-20Z	1.1/2"	32	20	75/77.6	63.5	51	12.57
87611-24-24Z	87612N-24-24Z	1.1/2"	40	24	75/78	63.5	51	12.57
87611-32-24Z	87612N-32-24Z	2"	40	24	85/88	79.4	67	12.57
87611-32-32Z	87612N-32-32Z	2"	50	32	85/89.4	79.4	67	12.57

注：1. 尺寸 A 中 "/" 前尺寸适用于编织管接头，"/" 后尺寸适用于缠绕管接头。

Notes: 1. The dimension A before "/" is for braided hose fitting and after "/" is for spiral hose fitting.

87641 45° SAE 法兰 6000 PSI

45° SAE FLANGE 6000 PSI
REF. ISO 12151-3 / SAE J516



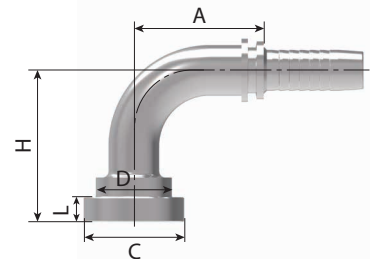
代号 PART NO.		法兰型号	软管 HOSE SIZE		尺寸 DIMENSIONS				
编织 BRAIDED	缠绕 SPIRAL	FLANGE SIZE	公称内径 DN	标号 DASH	A	C	D	H	L
			DN	DASH Size	mm				
87641-08-08Z	87642-08-08Z	1/2"	12	8	58.9	31.7	24	24	7.75
87641-08-12Z	87642-08-12Z	1/2"	20	12	64.3	31.7	24	26.6	7.75
87641-12-10Z	87642-12-10Z	3/4"	16	10	72.5	41.3	32	28.2	8.76
87641-12-12Z	87642-12-12Z	3/4"	20	12	79.2	41.3	32	31.8	8.76
87641-16-16Z	87642-16-16Z	1"	25	16	88.9	47.6	38	34.7	9.53
87641-20-20Z	87642N-20-20Z	1.1/4"	32	20	102.3/104.9	54	44	41.5	10.29
87641-24-20Z	87642N-24-20Z	1.1/2"	32	20	105.8/108.4	63.5	51	45.1	12.57
87641-24-24Z	87642N-24-24Z	1.1/2"	40	24	119.8/122.8	63.5	51	49	12.57
87641-32-24Z	87642N-32-24Z	2"	40	24	125.4/128.4	79.4	67	54.7	12.57
87641-32-32Z	87642N-32-32Z	2"	50	32	144.8/149.2	79.4	67	61.9	12.57

注: 1. 尺寸 A 中 "/" 前尺寸适用于编织管接头, "/" 后尺寸适用于缠绕管接头。

Notes: 1. The dimension A before "/" is for braided hose fitting and after "/" is for spiral hose fitting.

87691 90° SAE 法兰 6000 PSI

90° SAE FLANGE 6000 PSI
REF. ISO 12151-3 / SAE J516



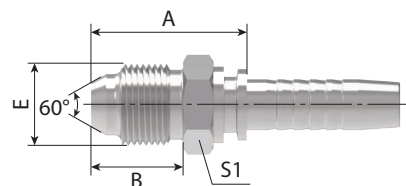
代号 PART NO.		法兰型号	软管 HOSE SIZE		尺寸 DIMENSIONS				
编织 BRAIDED	缠绕 SPIRAL	FLANGE SIZE	公称内径 DN	标号 DASH	A	C	D	H	L
			DN	DASH Size	mm				
87691-08-08Z	876492-08-08Z	1/2"	12	8	41	31.7	24	48	7.75
87691-12-10Z	876492-12-10Z	3/4"	16	10	56	41.3	32	56.5	8.76
87691-12-12Z	876492-12-12Z	3/4"	20	12	65.5	41.3	32	66	8.76
87691-16-12Z	876492-16-12Z	1"	20	12	65.5	47.6	38	69	9.53
87691-16-16Z	876492-16-16Z	1"	25	16	76.7	47.6	38	74.5	9.53
87691-16-20Z	876492N-16-20Z	1"	32	20	91.5/94.1	47.6	38	85.5	9.53
87691-20-16Z	876492-20-16Z	1.1/4"	25	16	76.7	54	44	78.5	10.29
87691-20-20Z	876492N-20-20Z	1.1/4"	32	20	91.5/94.1	54	44	89.5	10.29
87691-24-20Z	876492N-24-20Z	1.1/2"	32	20	91.5/94.1	63.5	51	94.5	12.57
87691-24-24Z	876492N-24-24Z	1.1/2"	40	24	109.4/112.4	63.5	51	108	12.57
87691-32-24Z	876492N-32-24Z	2"	40	24	109.4/112.4	79.4	67	116	12.57
87691-32-32Z	876492N-32-32Z	2"	50	32	131.8/136.2	79.4	67	136.3	12.57

注: 1. 尺寸 A 中 "/" 前尺寸适用于编织管接头, "/" 后尺寸适用于缠绕管接头。

Notes: 1. The dimension A before "/" is for braided hose fitting and after "/" is for spiral hose fitting.

18611 日本公制外螺纹 60°外锥面

JIS METRIC MALE 60° CONE SEAT



代号 PART NO.		螺纹 E	软管 HOSE SIZE		尺寸 DIMENSIONS		
编织 BRAIDED	缠绕 SPIRAL	THREAD E	公称内径 DN	标号 DASH	A	B	S1
			DN	DASH Size	mm		
18611-14-04Z	-	M14X1.5	6	4	29.5	17	17
18611-16-04Z	-	M16X1.5	6	4	30.5	18	17
18611-16-06Z	18612-16-06Z	M16X1.5	10	6	30.5	18	17
18611-18-06Z	18612-18-06Z	M18X1.5	10	6	30.5	18	19
18611-20-08Z	18612-20-08Z	M20X1.5	12	8	35	20	22
18611-22-08Z	18612-22-08Z	M22X1.5	12	8	35.5	20	24
18611-24-10Z	18612-24-10Z	M24X1.5	16	10	39.5	21.5	27
18611-30-12Z	18612-30-12Z	M30X1.5	20	12	45.5	26	32
18611-33-16Z	18612-33-16Z	M33X1.5	25	16	50.5	30	36
18611-36-20Z	18612N-36-20Z	M36X1.5	32	20	56.5/59.1	33	41
18611-42-24Z	18612N-42-24Z	M42X1.5	40	24	59.5/62.5	36	46

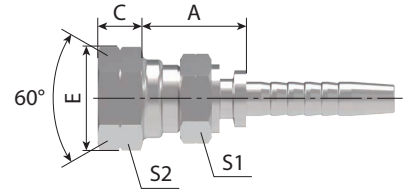
注：1. 尺寸 A 中 "/" 前尺寸适用于编织管接头，"/" 后尺寸适用于缠绕管接头。

Notes: 1. The dimension A before "/" is for braided hose fitting and after "/" is for spiral hose fitting.

28611-W 日本公制内螺纹 60° 内锥面

28611

JIS METRIC FEMALE 60° CONE SEAT



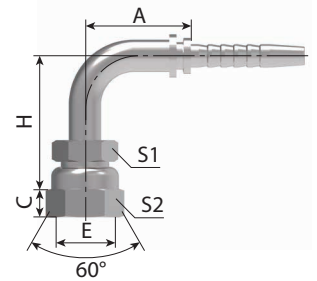
代号 PART NO.		螺纹 E	软管 HOSE SIZE		尺寸 DIMENSIONS			
编织 BRAIDED	缠绕 SPIRAL	THREAD E	公称内径 DN	标号 DASH	A	C	S1	S2
			DN	DASH Size	mm			
28611-12-04Z	-	M12X1.5	6	4	20	9	17	17
28611-14-04WZ	-	M14X1.5	6	4	23	10.5	17	19
28611-14-06Z	28612-14-06Z	M14X1.5	10	6	21	10.5	19	19
28611-16-04Z		M16X1.5	6	4	24	10	22	22
28611-16-05Z	-	M16X1.5	8	5	24	10	22	22
28611-16-06Z	28612-16-06Z	M16X1.5	10	6	24	10	22	22
2861U8-06Z	28612-18-06Z	M18X1.5	10	6	24	11.5	24	24
28611-18-08Z	28612-18-08Z	M18X1.5	12	8	24.5	11.5	24	24
28611-20-08Z	28612-20-08Z	M20X1.5	12	8	28.5	12	27	27
28611-22-08Z	28612-22-08Z	M22X1.5	12	8	25.5	14	27	27
28611-24-08Z	28612-24-08Z	M24X1.5	12	8	27.5	15	32	32
28611-24-10Z	28612-24-10Z	M24X1.5	16	10	28	15	32	32
28611-30-12Z	28612-30-12Z	M30X1.5	20	12	28.5	18.3	36	36
28611-33-12Z	28612-33-12Z	M33X1.5	20	12	31	21.3	41	41
28611-33-16Z	28612-33-16Z	M33X1.5	25	16	32	21.3	41	41
28611-36-20Z	28612N-36-20Z	M36X1.5	32	20	35.5/38.1	20	46	46
28611-42-24WZ	28612N-42-24WZ	M42X1.5	40	24	40/43	18.8	55	55

注：1. 尺寸 A 中 "/" 前尺寸适用于编织管接头，"/" 后尺寸适用于缠绕管接头。

Notes: 1. The dimension A before "/" is for braided hose fitting and after "/" is for spiral hose fitting.

28691-W 90°日本公制内螺纹 60°内锥面

28691 90° JIS METRIC FEMALE 60° CONE SEAT



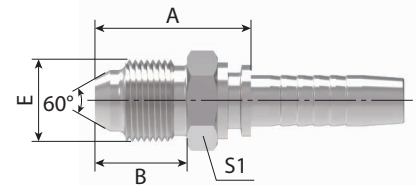
代号 PART NO.		螺纹 E	软管 HOSE SIZE		尺寸 DIMENSIONS				
编织 BRAIDED	缠绕 SPIRAL	THREAD E	公称内径 DN	标号 DASH	A	C	H	S1	S2
			DN	DASH Size	mm				
28691-14-04WZ	-	M14X1.5	6	4	30	10.5	40	17	19
28691-14-06Z	28692-14-06Z	M14X1.5	10	6	35.3	10.5	43.3	19	19
28691-16-05Z	-	M16X1.5	8	5	35.3	10	46.3	22	22
28691-18-06Z	28692-18-06Z	M18X1.5	10	6	35.3	11.5	46.3	24	24
28691-22-08Z	28692-22-08Z	M22X1.5	12	8	41	14	52.5	27	27
28691-24-10Z	28692-24-10Z	M24X1.5	16	10	56	15	59	32	32
28691-30-12Z	28692-30-12Z	M30X1.5	20	12	65.5	18.3	71.5	36	36
28691-33-16Z	28692-33-16Z	M33X1.5	25	16	76.7	21.3	76	41	41
28691-36-20Z	28692N-36-20Z	M36X1.5	32	20	93/95.6	20	89	46	46
28691-42-24WZ	28692N-42-24WZ	M42X1.5	40	24	109.4/112.4	18.8	108	55	55

注：1. 尺寸 A 中 "/" 前尺寸适用于编织管接头，"/" 后尺寸适用于缠绕管接头。

Notes: 1. The dimension A before "/" is for braided hose fitting and after "/" is for spiral hose fitting.

19611 日本英制外螺纹 60°外锥面

JIS BSPP MALE 60° CONE SEAT



代号 PART NO.		螺纹 E	软管 HOSE SIZE		尺寸 DIMENSIONS		
编织 BRAIDED	缠绕 SPIRAL	THREAD E	公称内径 DN	标号 DASH	A	B	S1
			DN	DASH Size	mm		
19611-04-04Z	-	G1/4"X19	6	4	28.5	16	17
19611-06-06Z	19612-06-06Z	G3/8"X19	10	6	30.5	18	19
19611-08-08Z	19612-08-08Z	G1/2"X14	12	8	35	20	22
19611-12-12Z	19612-12-12Z	G3/4"X14	20	12	40.5	22	30
19611-16-16Z	19612-16-16Z	G1"X11	25	16	44	24	36

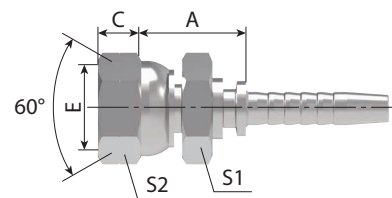
注：1. 尺寸 A 中 "/" 前尺寸适用于编织管接头，"/" 后尺寸适用于缠绕管接头。

Notes: 1. The dimension A before "/" is for braided hose fitting and after "/" is for spiral hose fitting.

29611-W 日本英制内螺纹 60° 内锥面

29611

JIS GAS FEMALE 60° CONE SEAT
REF. JIS B8363



代号 PART NO.		螺纹 E	软管 HOSE SIZE		尺寸 DIMENSIONS			
编织 BRAIDED	缠绕 SPIRAL	THREAD E	公称内径 DN	标号 DASH	A	C	S1	S2
			DN	DASH Size	mm			
29611-02-03Z	-	G1/8"X28	5	3	20	6.5	14	14
29611-04-04Z	-	G1/4"X19	6	4	21	8	19	19
29611-04-05Z	-	G1/4"X19	8	5	21	8	19	19
29611-06-04Z	-	G3/8"X19	6	4	23	9	22	22
29611-06-06Z	29612-06-06Z	G3/8"X19	10	6	23	9	22	22
29611-08-06Z	29612-08-06Z	G1/2"X14	10	6	28	12	27	27
29611-08-08Z	29612-08-08Z	G1/2"X14	12	8	26.5	12	27	27
29611-10-10Z	29612-10-10Z	G5/8"X14	16	10	30.5	11.5	30	30
29611-12-10Z	29612-12-10Z	G3/4"X14	16	10	30	13.5	32	32
29611-12-12Z	29612-12-12Z	G3/4"X14	20	12	30.5	13.5	32	32
29611-16-16Z	29612-16-16Z	G1"X11	25	16	32	16	41	41
29611-20-20WZ	29612N-20-20WZ	G1.1/4"X11	32	20	43/45.6	18.6	50	50
29611-24-24WZ	29612N-24-24WZ	G1.1/2"X11	40	24	43.5/46.5	19	55	55
29611-32-32WZ	29612N-32-32WZ	G2"X11	50	32	46.5/50.9	23	70	70

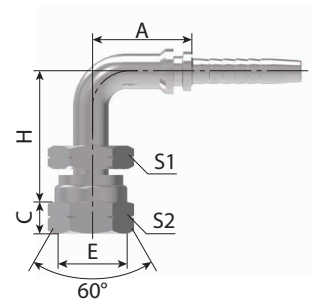
注：1. 尺寸 A 中 "/" 前尺寸适用于编织管接头，"/" 后尺寸适用于缠绕管接头。

Notes: 1. The dimension A before "/" is for braided hose fitting and after "/" is for spiral hose fitting.

29691-W 90°日本公制内螺纹 60° 内锥面

29691

J90° JIS GAS FEMALE 60° CONE SEAT
REF. JIS B8363



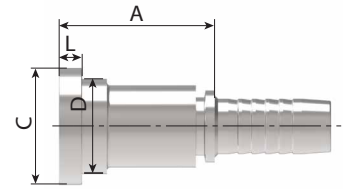
代号 PART NO.		螺纹 E	软管 HOSE SIZE		尺寸 DIMENSIONS				
编织 BRAIDED	缠绕 SPIRAL	THREAD E	公称内径 DN	标号 DASH	A	C	H	S1	S2
			DN	DASH Size	mm				
29691-04-04Z	-	G1/4"X19	6	4	30	8	38	19	19
29691-04-05Z	-	G1/4"X19	8	5	34	8	41	19	19
29691-06-06Z	29692-06-06Z	G3/8"X19	10	6	35.3	9	45.8	22	22
29691-08-08Z	29692-08-08Z	G1/2"X14	12	8	41	12	53	27	27
29691-10-10Z	29692-10-10Z	G5/8"X14	16	10	56	11.5	61	30	30
29691-12-12Z	29692-12-12Z	G3/4"X14	20	12	65.5	13.5	69	32	32
29691-16-16Z	29692-16-16Z	G1"X11	25	16	76.7	16	76.5	41	41
29691-20-20WZ	29692N-20-20WZ	G1.1/4"X11	32	20	91.5/94.1	18.6	92.5	50	50
29691-24-24WZ	29692N-24-24WZ	G1.1/2"X11	40	24	109.4/112.4	19	110.5	55	55
29691-32-32WZ	29692N-32-32WZ	G2"X11	50	32	131.8/136.2	23	133.8	70	70

注：1. 尺寸 A 中 "/" 前尺寸适用于编织管接头，"/" 后尺寸适用于缠绕管接头。

Notes: 1. The dimension A before "/" is for braided hose fitting and after "/" is for spiral hose fitting.

88111 日制法兰

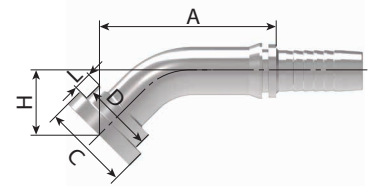
JIS FLANGE



代号 PART NO.		法兰型号	软管 HOSE SIZE		尺寸 DIMENSIONS			
编织 BRAIDED	缠绕 SPIRAL	FLANGE SIZE	公称内径 DN	标号 DASH	A	C	D	L
			DN	DASH Size	mm			
88111-10-08Z	88112-10-08Z	5/8"	12	8	45	34.2	27.8	6.7
88111-10-10Z	88112-10-10Z	5/8"	16	10	45.5	34.2	27.8	6.7
88111-10-12Z	88112-10-12Z	5/8"	20	12	46	34.2	27.8	6.7

88141 45°日制法兰

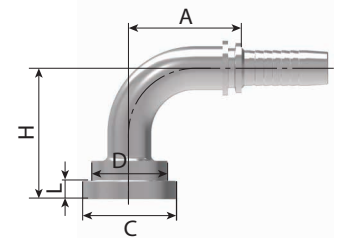
45° JIS FLANGE



代号 PART NO.		法兰型号	软管 HOSE SIZE		尺寸 DIMENSIONS				
编织 BRAIDED	缠绕 SPIRAL	FLANGE SIZE	公称内径 DN	标号 DASH	A	C	D	H	L
			DN	DASH Size	mm				
88141-10-08Z	88142-10-08Z	5/8"	12	8	59	34.2	27.8	24	6.7
88141-10-10Z	88142-10-10Z	5/8"	16	10	69.6	34.2	27.8	25.3	6.7
88141-10-12Z	88142-10-12Z	5/8"	20	12	77	34.2	27.8	29	6.7

88191 90°日制法兰

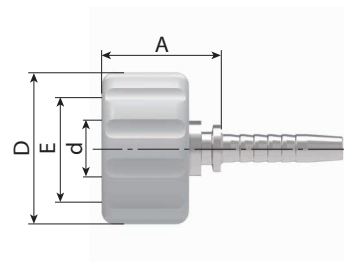
90° JIS FLANGE



代号 PART NO.		法兰型号	软管 HOSE SIZE		尺寸 DIMENSIONS				
编织 BRAIDED	缠绕 SPIRAL	FLANGE SIZE	公称内径 DN	标号 DASH	A	C	D	H	L
			DN	DASH Size	mm				
88191-10-08Z	8819210-08Z	5/8"	12	8	41	34.2	27.8	48	6.7
88191-10-10Z	88192-10-10Z	5/8"	16	10	56	34.2	27.8	52.5	6.7
88191-10-12Z	88192-10-12Z	5/8"	20	12	66.2	34.2	27.8	62	6.7

20011-ST 公制内螺纹高压水管

METRIC FEMALE
MTERWASH INSERTS



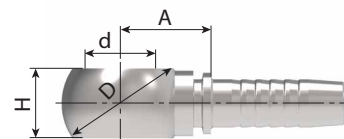
代号 PART NO.		螺纹 E	软管 HOSE SIZE		尺寸 DIMENSIONS		
编织 BRAIDED	缠绕 SPIRAL	THREAD E	公称内径 DN	标号 DASH	A	d	D
			DN	DASH Size	mm		
20011-22-03STZ	-	M22X1.5	5	3	25	13.93	35
20011-22-04STZ	-	M22X1.5	6	4	25	13.93	35
20011-22-05STZ	-	M22X1.5	8	5	25	13.93	35
20011-22-06STZ	-	M22X1.5	10	6	25	13.93	35

注：1. 尺寸 A 中 " / " 前尺寸适用于编织管接头，" / " 后尺寸适用于缠绕管接头。

Notes: 1. The dimension A before " / " is for braided hose fitting and after " / " is for spiral hose fitting.

70011 公制铰接体

METRIC BANJO
REF. DIN 7642



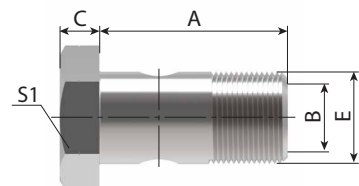
代号 PART NO.		螺栓	软管 HOSE SIZE		尺寸 DIMENSIONS			
编织 BRAIDED	缠绕 SPIRAL	BOLT	公称内径 DN	标号 DASH	A	d	D	H
			DN	DASH Size	mm			
70011-10-04Z	-	M10X1	6	4	17	10.1	17	10
70011-12-04Z	-	M12X1.5	6	4	20.5	12.1	20	12
70011-12-05Z	-	M12X1.5	8	5	20.5	12.1	20	12
70011-12-06Z	70012-12-06Z	M12X1.5	10	6	20.5	12.1	20	12
70011-14-04Z	-	M14X1.5	6	4	19	14.1	24	14
70011-14-05Z	-	M14X1.5	8	5	19	14.1	24	14
70011-14-06Z	70012-14-06Z	M14X1.5	10	6	21	14.1	24	14
70011-16-04Z	-	M16X1.5	6	4	20.5	16.1	28	16
70011-16-05Z	-	M16X1.5	8	5	20.5	16.1	28	16
70011-16-06Z	70012-16-06Z	M16X1.5	10	6	20.5	16.1	28	16
70011-18-04Z	-	M18X1.5	6	4	23	18.1	32	20
70011-18-05Z	-	M18X1.5	8	5	24	18.1	32	20
70011-18-06Z	70012-18-06Z	M18X1.5	10	6	24	18.1	32	20
70011-18-08Z	70012-18-08Z	M18X1.5	12	8	24.5	18.1	32	20
70011-22-06Z	70012-22-06Z	M22X1.5	10	6	28.1	22.1	39	25
70011-22-08Z	70012-22-08Z	M22X1.5	12	8	28.5	22.1	39	25
70011-22-10Z	70012-22-10Z	M22X1.5	16	10	27.5	22.1	39	25
70011-26-12Z	70012-26-12Z	M26X1.5	20	12	33.5	26.2	46	30
70011-30-16Z	70012-30-16Z	M30X1.5	25	16	37	30.2	54	36
70011-30-20Z	70012N-30-20Z	M30X1.5	32	20	41/43.1	30.1	54	36

注：1. 尺寸 A 中 " / " 前尺寸适用于编织管接头，" / " 后尺寸适用于缠绕管接头。

Notes: 1. The dimension A before " / " is for braided hose fitting and after " / " is for spiral hose fitting.

700M 公制钽接螺栓

METRIC BOLT
Ref. DIN 7643



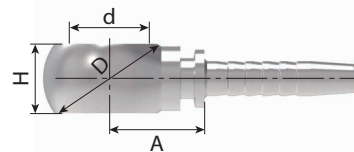
代号 PART NO.	螺纹 E	尺寸 DIMENSIONS			
#	THREAD E	A	B	C	S1
mm					
700M-10Z	M10X1	23	4	6	17
700M-12Z	M12X1.5	24	6	6	17
700M-14Z	M14X1.5	26	8	7	19
700M-16Z	M16X1.5	28	9	7.5	22
700M-18Z	M18X1.5	32	11	8	24
700M-22Z	M22X1.5	39	14	9	27
700M-26Z	M26X1.5	45	18	10	32
700M-30Z	M30X1.5	51	22	11	38

注：1. 尺寸 A 中 "/" 前尺寸适用于编织管接头，"/" 后尺寸适用于缠绕管接头。

Notes: 1. The dimension A before "/" is for braided hose fitting and after "/" is for spiral hose fitting.

71011 部标公制铰接体

JB METRIC BANJO



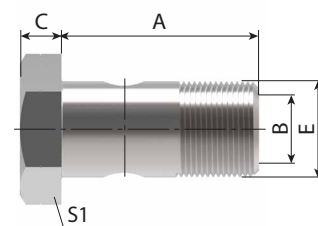
代号 PART NO.		螺栓 BOLT	软管 HOSE SIZE		尺寸 DIMENSIONS			
编织 BRAIDED	缠绕 SPIRAL		公称内径 DN	标号 DASH	A	d	D	H
			DN	DASH Size	mm			
71011-10-04Z	-	M10X1	6	4	19	10	22	13
71011-10-05Z	-	M10X1	8	5	19	10	22	13
71011-10-06Z	71012-10-06Z	M10X1	10	6	19	10	22	13
71011-12-06Z	71012-12-06Z	M12X1.5	10	6	21	12	26	15
71011-14-04Z	-	M12X1.5	6	4	20.5	14	28	18
71011-14-05Z	-	M14X1.5	8	5	21.5	14	28	18
71011-14-06Z	71012-14-06Z	M14X1.5	10	6	21.5	14	28	18
71011-14-08Z	71012-14-08Z	M14X1.5	12	8	22.5	14	28	18
71011-16-05Z	-	M16X1.5	8	5	22.5	16	32	18
71011-16-08Z	71012-16-08Z	M16X1.5	12	8	25	16	32	18
71011-18-06Z	71012-18-06Z	M18X1.5	10	6	26.5	18	36	22
71011-18-08Z	71012-18-08Z	M18X1.5	12	8	27	18	36	22
71011-18-10Z	71012-18-10Z	M18X1.5	16	10	27.5	18	36	22
71011-20-06Z	71012-20-06Z	M20X1.5	10	6	29.5	20	36	22
71011-20-08Z	71012-20-08Z	M20X1.5	12	8	30	20	36	22
71011-22-10Z	71012-22-10Z	M22X1.5	16	10	30.5	22	46	30
71011-22-12Z	71012-22-12Z	M22X1.5	20	12	32	22	46	30
71011-27-10Z	71012-27-10Z	M27X2	16	10	36.5	27	56	36
71011-27-16Z	71012-27-16Z	M27X2	25	16	36	27	56	36
71011-33-12Z	71012-33-12Z	M33X2	20	12	43	33	64	50
71011-42-20Z	71012N-42-20Z	M42X2	32	20	54/56.6	42	78	64

注：1. 尺寸 A 中 "/" 前尺寸适用于编织管接头；"/" 后尺寸适用于缠绕管接头。

Notes: 1. The dimension A before "/" is for braided hose fitting and after "/" is for spiral hose fitting.

710M 部标公制铰接螺栓

JB METRIC BOLT



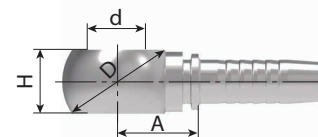
代号 PART NO.	螺纹 E	尺寸 DIMENSIONS			
#	THREAD E	A	B	C	S1
mm					
710M-10Z	M10X1	25	4	6	17
710M-12Z	M12X1.5	29	6	6	17
710M-14Z	M14X1.5	32	8	7	19
710M-16Z	M16X1.5	32	9	7	22
710M-18Z	M18X1.5	38	11	8	24
710M-20Z	M20X1.5	38	12	8	27
710M-22Z	M22X1.5	48	14	9	30
710M-27Z	M27X2	60	18	10	36
710M-33Z	M33X2	67	22	12	41
710M-42Z	M42X2	85	28	14	55

注：1. 尺寸 A 中 "/" 前尺寸适用于编织管接头；"/" 后尺寸适用于缠绕管接头。

Notes: 1. The dimension A before "/" is for braided hose fitting and after "/" is for spiral hose fitting.

72011 英制铰接体

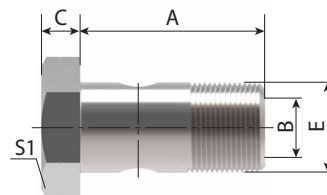
BSP BANJO



代号 PART NO.		螺纹 E	软管 HOSE SIZE		尺寸 DIMENSIONS			
编织 BRAIDED	缠绕 SPIRAL	THREAD E	公称内径 DN	标号 DASH	A	d	D	H
			DN	DASH Size	mm			
72011-02-03Z	-	G1/8"X28	5	3	18	9.9	24	16
72011-02-04Z	-	G1/8"X28	6	4	18.5	9.9	24	16
72011-04-03Z	-	G1/4"X19	5	3	19	13.3	24	15
72011-04-04Z	-	G1/4"X19	6	4	19.5	13.3	24	15
72011-04-05Z	-	G1/4"X19	8	5	19	13.3	24	15
72011-04-06Z	72012-04-06Z	G1/4"X19	10	6	19.5	13.3	24	15
72011-06-04Z	-	G3/8"X19	6	4	22	16.7	29	20
72011-06-05Z	-	G3/8"X19	8	5	22.5	16.7	29	20
72011-06-06Z	72012-06-06Z	G3/8"X19	10	6	22	16.7	29	20
72011-06-08Z	72012-06-08Z	G3/8"X19	12	8	22.5	16.7	29	20
72011-08-05Z	-	G1/2"X14	8	5	27.5	21	38	25
72011-08-06Z	72012-08-06Z	G1/2"X14	10	6	27.5	21	38	25
72011-08-08Z	72012-08-08Z	G1/2"X14	12	8	28	21	38	25
72011-08-10Z	72012-08-10Z	G1/2"X14	16	10	28.5	21	38	25
72011-10-10Z	72012-10-10Z	G5/8"X14	16	10	30	23	40	27
72011-12-10Z	72012-12-10Z	G3/4"X14	16	10	31.5	26.5	48	31
72011-12-12Z	72012-12-12Z	G3/4"X14	20	12	32	26.5	48	31
72011-16-08Z	72012-16-08Z	G1"X11	12	8	40	33.3	60	42
72011-16-12Z	72012-16-12Z	G1"X11	20	12	40	33.3	60	42
72011-16-16Z	72012-16-16Z	G1"X11	25	16	41	33.3	60	42

720B 英制铰接螺栓

BSP BOLT

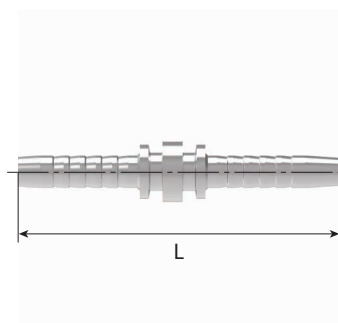


代号 PART NO.	螺纹 E	尺寸 DIMENSIONS			
#	THREAD E	A	B	C	S1
mm					
720B-02Z	G1/8"X28	29.5	4.8	4.8	14
720B-04Z	G1/4"X19	28.5	6	6	19
720B-06Z	G3/8"X19	38.5	9	7	22
720B-08Z	G1/2"X14	44	13	8.5	27
720B-10Z	G5/8"X14	48.5	15	10	30
720B-12Z	G3/4"X14	56	18	10	32
720B-16Z	G1"X11	68.5	22	13	41

注：与 72011 匹配使用 . Note: match with 72011 series

90011 双面连接芯

DOUBLE CONNECTOR



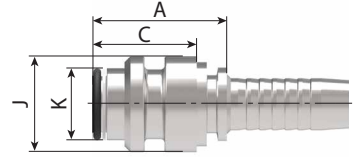
代号 PART NO.		软管 HOSE SIZE		尺寸 DIMENSIONS
编织 BRAIDED	缠绕 SPIRAL	公称内径 DN	标号 DASH	L
		DN	DASH Size	mm
90011-04Z	-	6	4	69
90011-05Z	-	8	5	69
90011-06Z	90012-06Z	10	6	73/87
90011-08Z	90012-08Z	12	8	77/91
90011-10Z	90012-10Z	16	10	83/97
90011-12Z	90012-12Z	20	12	93/110
90011-16Z	90012-16Z	25	16	114/136
90011-20Z	90012N-20Z	32	20	132/153
90011-24Z	90012N-24Z	40	24	162/170
90011-32Z	90012N-32Z	50	32	170/178

注：1. 尺寸 L 中 "/" 前尺寸适用于编织管接头，"/" 后尺寸适用于缠绕管接头。

Notes: 1.The dimension L before "/" is for braided hose fitting and after "/" is for spiral hose fitting.

60011 煤炭部标准矿用接头 KJ 系列

MT STAPLE-LOK MALE KJ SERIES

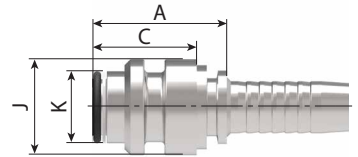


代号 PART NO.		软管 HOSE SIZE		O 形圈	尺寸 DIMENSIONS			
编织 BRAIDED	缠绕 SPIRAL	公称内径 DN	标号 DASH	O-RNG	A	C	J	K
		DN	DASH Size		mm			
60011-04-04Z	-	6	4	O11X1.9 GB1235	31	26	15	11
60011-05-05Z	-	8	5	O13X1.9 GB1235	33.5	26	18	13
60011-06-06Z	60012-06-06Z	10	6	O15X2.4 GB1235	33	26	18	15
60011-08-08Z	60012-08-08Z	12	8	O18X2.4 GB1235	34	26	22	18
60011-10-10Z	60012-10-10Z	16	10	O20X2.4 GB1235	39	30	25	20
60011-12-12Z	60012-12-12Z	20	12	O24X2.4 GB1235	40.5	31	28	24
60011-16-16Z	60012-16-16Z	25	16	O30X3.1 GB1235	42	31	35	30
60011-20-20Z	60012N-20-20Z	32	20	O38X3.5 GB1235	43/45.6	31	42	38

注：1. 尺寸 L 中 "/" 前尺寸适用于编织管接头，"/" 后尺寸适用于缠绕管接头。
Notes: 1. The dimension L before "/" is for braided hose fitting and after "/" is for spiral hose fitting.

60011-D 煤炭部标准矿用接头 DN 系列通用类

MT STAPLE-LOK MALE DN SERIES D TYPE

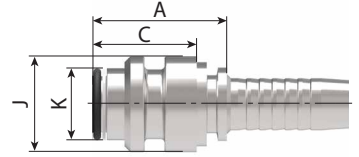


代号 PART NO.		软管 HOSE SIZE		O 形圈	尺寸 DIMENSIONS			
编织 BRAIDED	缠绕 SPIRAL	公称内径 DN	标号 DASH	O-RNG	A	C	J	K
		DN	DASH Size		mm			
60011-04-04DZ	-	6	4	O06.0X2.0	36	29	15	10
60011-06-06DZ	60012-06-06DZ	10	6	O10.0X2.0	36	29	20	14
60011-08-08DZ	60012-08-08DZ	12	8	O13.0X2.5	36.5	29	24	18
60011-10-10DZ	60012-10-10DZ	16	10	O16.0X2.5	37.5	29	26	21
60011-12-12DZ	60012-12-12DZ	20	12	O19.0X2.5	38	29	29	24
60011-16-16DZ	60012-16-16DZ	25	16	O25.0X2.5	45	35	39	31
60011-20-20DZ	60012N-20-20DZ	32	20	O33.0X2.5	47	35	46	38
60011-24-24DZ	60012N-24-24DZ	40	24	O40.0X3.0	52	40	55	47
60011-32-32DZ	60012N-32-32DZ	50	32	O49.0X3.0	52	40	64	56

注：1. 尺寸 L 中 "/" 前尺寸适用于编织管接头，"/" 后尺寸适用于缠绕管接头。
Notes: 1. The dimension L before "/" is for braided hose fitting and after "/" is for spiral hose fitting.

60011-G 煤炭部标准矿用接头 DN 系列高压类

MT STAPLE-LOK MALE DN SERIES G TYPE



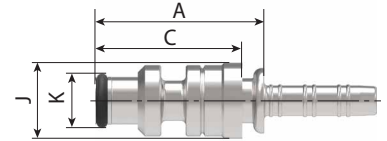
代号 PART NO.		软管 HOSE SIZE		O 形圈	尺寸 DIMENSIONS			
编织 BRAIDED	缠绕 SPIRAL	公称内径 DN	标号 DASH	O-RNG	A	C	J	K
		DN	DASH Size		mm			
60011-20-20GZ	60012N-20-20GZ	32	20	O33.0X2.5	67	55	45.5	38
60011-24-24GZ	60012N-24-24GZ	40	24	O38.0X3.0	73	61	54.5	44
60011-32-32GZ	60012N-32-32GZ	50	32	O44.0X3.0	73	61	63.5	50

注：1. 尺寸 L 中 "/" 前尺寸适用于编织管接头，"/" 后尺寸适用于缠绕管接头。

Notes: 1. The dimension L before "/" is for braided hose fitting and after "/" is for spiral hose fitting.

67011 SAE 标准矿用接头

SAE STAPLE-LOK MALE



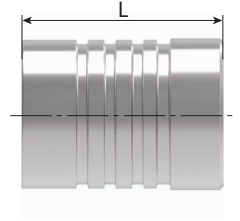
代号 PART NO.		软管 HOSE SIZE		O 形圈	尺寸 DIMENSIONS			
编织 BRAIDED	缠绕 SPIRAL	公称内径 DN	标号 DASH	O-RNG	A	C	J	K
		DN	DASH Size		mm			
67011-04-04Z	-	9	4	O06.0X2.0	34	28	14.9	9.9
67011-06-06Z	67011-06-06Z	10	6	O10.0X2.0	35	28	19.9	13.9
67011-08-08Z	67011-08-08Z	12	8	O13.0X2.5	36	28	23.9	17.9
67011-12-12Z	67011-12-12Z	20	12	O19.0X2.5	37.5	28	28.9	23.9
67011-16-16Z	67011-16-16Z	25	16	O25.0X2.5	44	33	38.8	30.9
67011-20-20Z	67011N-20-20Z	32	20	O33.0X2.5	44	33/35.6	45.9	37.9
67011-24-24Z	67011N-24-24Z	40	24	O40.0X3.0	47.5	36.3/39.3	54.9	46.9
67011-32-32Z	67011N-32-32Z	50	32	O50.0X3.0	47.5	36.3/40.7	63.9	55.9

注：1. 尺寸 L 中 "/" 前尺寸适用于编织管接头，"/" 后尺寸适用于缠绕管接头。

Notes: 1. The dimension L before "/" is for braided hose fitting and after "/" is for spiral hose fitting.

00621 六层缠绕管剥内外胶套筒

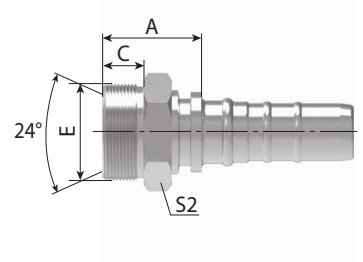
Interlock socket for 6-spiral wire hoses



代号 PART NO.	软管 HOSE SIZE		尺寸 DIMENSIONS
#	公称内径 DN	标号 DASH	L
	DN	DASH Size	mm
00621-20Z	32	20	88.5
00621-24Z	40	24	102
00621-32Z	50	32	108

10513 公制外螺纹 24° 内锥面重系列

METRIC MALE 24° CONE SEAT H.T.



代号 PART NO.	螺纹 E	软管 HOSE SIZE		管子外径	尺寸 DIMENSIONS		
编织 BRAIDED	THREAD E	公称内径 DN	标号 DASH	TUBE O.D.	A	C	S2
		DN	DASH Size		mm		
10513-52-20Z	M52X2	32	20	38	52.8	22	55

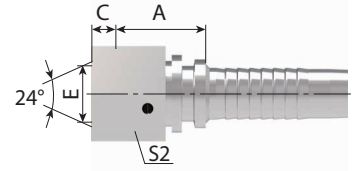
注：1. 尺寸 L 中 "/" 前尺寸适用于编织管接头，"/" 后尺寸适用于缠绕管接头。

Notes: 1. The dimension L before "/" is for braided hose fitting and after "/" is for spiral hose fitting.

20513-W 公制内螺纹 24°锥带 O 形圈重系列

METRIC FEMALE 24° CONE O-RING H.T.
REF. ISO 12151-2 / DIN 3865

20513-T

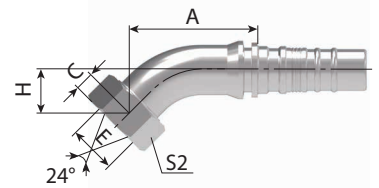


代号 PART NO.	螺纹 E	软管 HOSE SIZE		管子外径	O 形圈	尺寸 DIMENSIONS		
#	THREAD E	公称内径 DN	标号 DASH	TUBE O.D.	O-RNG	A	C	S2
		DN	DASH Size	mm				
20513-42-20WZ	M42X2	32	20	30	O25.3X2.4	38.8	3.9	50
20513-52-20TZ	M52X2	32	20	38	O33.3X2.4	45.3	4.5	60
20513-52-24WZ	M52X2	40	24	38	O33.3X2.4	38.2	4.5	60

20543-W 45°公制内螺纹 24°锥带 O 形圈重系列

45° METRIC FEMALE
24° CONE O-RING H.T.

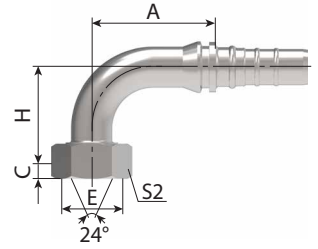
20543-T



代号 PART NO.	螺纹 E	软管 HOSE SIZE		管子外径	O 形圈	尺寸 DIMENSIONS			
#	THREAD E	公称内径 DN	标号 DASH	TUBE O.D.	O-RNG	A	C	H	S2
		DN	DASH Size	mm					
20543-52-20TZ	M52X2	32	20	38	O33.3X2.4	114.5	4.5	39.4	60

20593-W 90°公制内螺纹 24°锥带 O形圈重系列

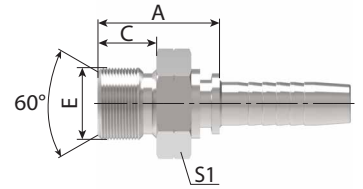
20593-T 90° METRIC FEMALE 24° CONE O-RING H.T.



代号 PART NO.	螺纹 E	软管 HOSE SIZE		管子外径	O 形圈	尺寸 DIMENSIONS			
#	THREAD E	公称内径 DN	标号 DASH	TUBE O.D.	O-RNG	A	C		S2
		DN	DASH Size	mm					
20593-42-20WZ	M42X2	32	20	30	O25.3X2.4	105.8	3.9	91.5	50
20593-52-20TZ	M52X2	32	20	38	O33.3X2.4	105.8	4.5	86.5	60
20593-52-24WZ	M52X2	40	24	38	O33.3X2.4	124.2	9	104.5	60

12613 英管外螺纹 60° 内锥面

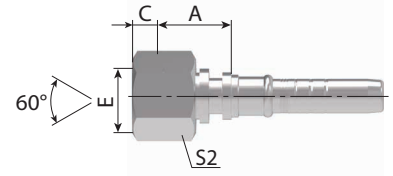
BSP MALE 60° CONE SEAT



代号 PART NO.	螺纹 E	软管 HOSE SIZE		尺寸 DIMENSIONS		
#	THREAD E	公称内径 DN	标号 DASH	A	C	S1
		DN	DASH Size	mm		
12613-20-20Z	G1.1/4"X11	32	20	49.3	20.5	46
12613-24-24Z	G1.1/2"X11	40	24	53.7	23	50
12613-32-32Z	G2"X11	50	32	59	25.5	65

22613 英管内螺纹 60° 外锥面

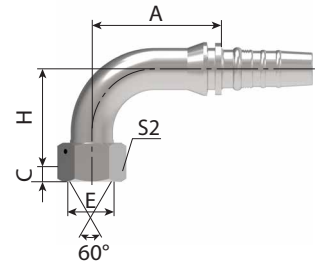
BSP FEMALE 60° CONE



代号 PART NO.	螺纹 E	软管 HOSE SIZE		尺寸 DIMENSIONS		
#	THREAD E	公称内径 DN	标号 DASH	A	C	S1
		DN	DASH Size	mm		
22613-20-20WZ	G1.1/4"X11	32	20	35.8	10.1	50
22613-24-24WZ	G1.1/2"X11	40	24	36.7	12.5	55
22613-32-32WZ	G2"X11	50	32	36.5	16.1	70

22693 90°英管内螺纹 60°外锥面

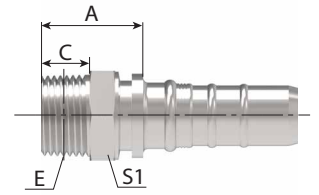
90° BSP FEMALE 60° CONE



代号 PART NO.	螺纹 E	软管 HOSE SIZE		尺寸 DIMENSIONS			
#	THREAD E	公称内径 DN	标号 DASH	A	C	H	S1
		DN	DASH Size	mm			
22693-20-20WZ	G1.1/4"X11	32	20	105.8	10.1	88.3	50
22693-24-24WZ	G1.1/2"X11	40	24	124.2	12.5	103	55
22693-32-32WZ	G2"X11	50	32	148.8	16.1	123.3	70

15613 布锥管外螺纹

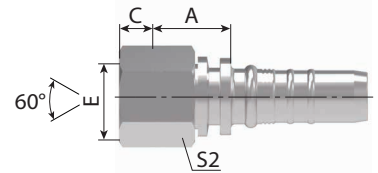
NPT MALE



代号 PART NO.	螺纹 E	软管 HOSE SIZE		尺寸 DIMENSIONS		
#	THREAD E	公称内径 DN	标号 DASH	A	C	S1
		DN	DASH Size	mm		
15613-20-20Z	Z1.1/4"X11.5	32	20	53.8	26.5	46
15613-24-24Z	Z1.1/2"X11.5	40	24	58.2	27.5	50
15613-32-32Z	Z 2"X11.5	50	32	61	27.5	65

21613 美制 NPSM 内螺纹 60° 外锥

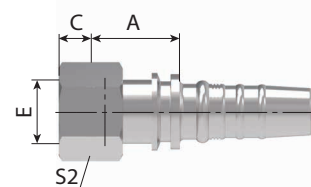
NPSM FEMALE 60° CONE



代号 PART NO.	螺纹 E	软管 HOSE SIZE		尺寸 DIMENSIONS		
#	THREAD E	公称内径 DN	标号 DASH	A	C	S2
		DN	DASH Size	mm		
21613-20-20WZ	1.1/4"X11.5	32	20	32.5	11	50
21613-24-24WZ	1.1/2"X11.5	40	24	36.7	14	55
22613-32-32WZ	2"X11.5	50	32	36.5	16	70

24213 美制 ORFS 内螺纹平面

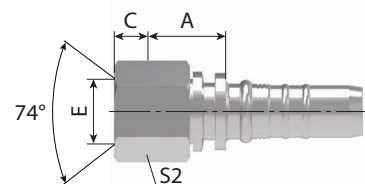
ORFS FEMALE FLAT SEAT



代号 PART NO.	螺纹 E	软管 HOSE SIZE		尺寸 DIMENSIONS		
#	THREAD E	公称内径 DN	标号 DASH	A	C	S2
		DN	DASH Size	mm		
24213-20-20WZ	L11/16"X12	32	20	47.8	15	50
24213-24-24WZ	2"X12	40	24	48.2	15	60

26713 美制 JIC 内螺纹 74°内锥面

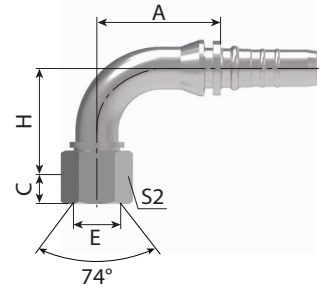
JIC FEMALE 74° CONE SEAT



代号 PART NO.	螺纹 E	软管 HOSE SIZE		尺寸 DIMENSIONS		
#	THREAD E	公称内径 DN	标号 DASH	A	C	S2
		DN	DASH Size	mm		
26713-20-20WZ	1.5/8"X12	32	20	32.3	16.1	50
26713-24-24WZ	1.7/8"X12	40	24	35.2	18.6	60
26713-32-32WZ	2.1/2"X12	50	32	35	23.8	60

26793

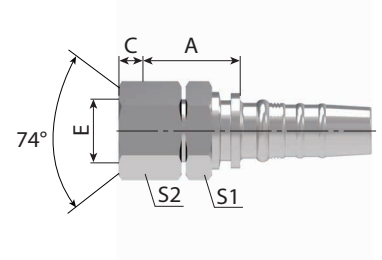
90°美制 JIC 内螺纹 74° 内锥面
90° JIC FEMALE 74° CONE SEAT



代号 PART NO.	螺纹 E	软管 HOSE SIZE		尺寸 DIMENSIONS			
#	THREAD E	公称内径 DN	标号 DASH	A	C	H	S1
		DN	DASH Size	mm			
26793-20-20WZ	L 5/8X2	32	20	105.8	16.1	81.5	50
26793-24-24WZ	1.7/8"X12	40	24	124.2	18.6	101	60
26793-32-32WZ	2.1/2"X12	50	32	150.3	23.8	121.3	75

26713D

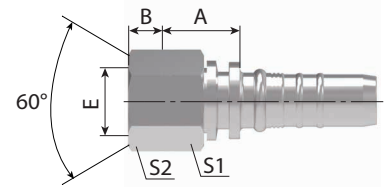
美制 JIC 内螺纹 74°内锥面
JIC FEMALE 74° CONE SEAT



代号 PART NO.	螺纹 E	软管 HOSE SIZE		尺寸 DIMENSIONS			
#	THREAD E	公称内径 DN	标号 DASH	A	C	S1	S2
		DN	DASH Size	mm			
26713D-20-20WZ	1.5/8"X12	32	20	45.3	16.5	50	50
26713D-24-24WZ	1.7/8"X12	40	24	50.2	20	50	60
26713D-32-32WZ	2.1/2"X12	50	32	52	23.5	65	75

29613 日本英制内螺纹 60° 内锥面

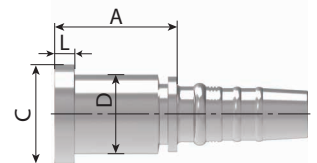
JIS GAS FEMALE 60° CONE SEAT



代号 PART NO.	螺纹 E	软管 HOSE SIZE		尺寸 DIMENSIONS			
#	THREAD E	公称内径 DN	标号 DASH	A	B	S1	S2
		DN	DASH Size	mm			
29613-20-20WZ	G1.1/4"X11	32	20	48.8	18.5	50	50
29613-24-24WZ	G1.1/2"X11	40	24	49.2	19	55	55
29613-32-32WZ	G2"X11	50	32	52	23	70	70

87613 SAE 法兰 6000 PSI

SAE FLANGE 6000 PSI

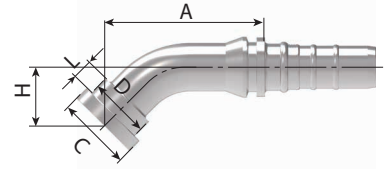


代号 PART NO.	法兰型号	软管 HOSE SIZE		尺寸 DIMENSIONS			
#	FLANGE SIZE	公称内径 DN	标号 DASH	A	C	D	L
		DN	DASH Size	mm			
87613-20-20Z	1.1/4"	32	20	69.8	54	44	10.29
87613-20-24Z	1.1/4"	40	24	74.7	54	44	10.29
87613-24-20Z	1.1/2"	32	20	78.8	63.5	51	12.57
87613-24-24Z	1.1/2"	40	24	78.7	63.5	51	12.57
87613-32-24Z	2"	40	24	91.2	79.4	67	12.57
87613-32-32Z	2"	50	32	91	79.4	67	12.57

87643

45° SAE 法兰 6000 PSI

45° SAE FLANGE 6000 PSI

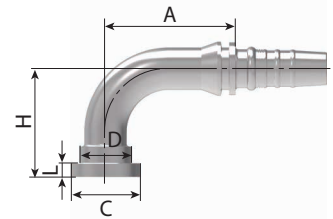


代号 PART NO.	法兰型号	软管 HOSE SIZE		尺寸 DIMENSIONS				
#	FLANGE SIZE	公称内径 DN	标号 DASH	A	C	D	H	L
		DN	DASH Size	mm				
87643-20-20Z	1.1/4"	32	20	116.6	54	44	41.5	10.29
87643-24-20Z	1.1/2"	32	20	120.1	63.5	51	45.1	12.57
87643-24-24Z	1.1/2"	40	24	134.6	63.5	51	49	12.57
87643-32-24Z	2"	40	24	140.2	79.4	67	54.7	12.57
87643-32-32Z	2"	50	32	163.3	79.4	67	61.9	12.57

87693

90° SAE 法兰 6000 PSI

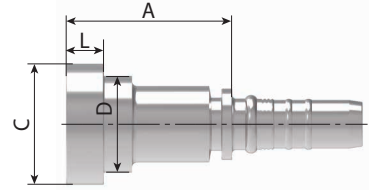
90° SAE FLANGE 6000 PSI



代号 PART NO.	法兰型号	软管 HOSE SIZE		尺寸 DIMENSIONS				
#	FLANGE SIZE	公称内径 DN	标号 DASH	A	C	D	H	L
		DN	DASH Size	mm				
87693-20-20Z	1.1/4"	32	20	105.8	54	44	89.5	10.29
87693-24-20Z	1.1/2"	32	20	105.8	63.5	51	94.5	12.57
87693-24-24Z	1.1/2"	40	24	124.2	63.5	51	108	12.57
87693-32-24Z	2"	40	24	124.2	79.4	67	116.3	12.57
87693-32-32Z	2"	50	32	150.3	79.4	67	136.3	12.57

87913 SAE 法兰 9000 PSI

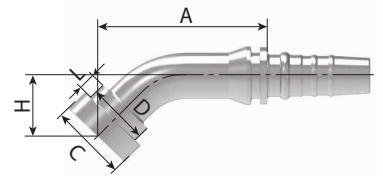
SAE FLANGE 9000 PSI



代号 PART NO.	法兰型号	软管 HOSE SIZE		尺寸 DIMENSIONS			
#	FLANGE SIZE	公称内径 DN	标号 DASH	A	C	D	L
		DN	DASH Size	mm			
87913-20-20Z	1.1/4"	32	20	73.8	54	43	14.3
87913-24-20Z	1.1/2"	32	20	80.8	63.5	51	14.3
87913-24-24Z	1.1/2"	40	24	80.7	63.5	51	14.3

87943 45° SAE 法兰 9000PSI

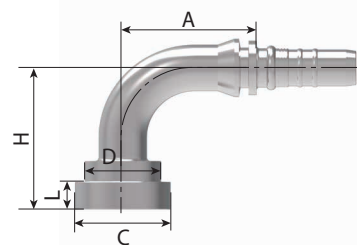
45° SAE FLANGE 9000PSI



代号 PART NO.	法兰型号	软管 HOSE SIZE		尺寸 DIMENSIONS				
#	FLANGE SIZE	公称内径 DN	标号 DASH	A	C	D	H	L
		DN	DASH Size	mm				
87943-20-20Z	1.1/4"	32	20	117.3	54	43	42.3	14.3
87943-24-20Z	1.1/2"	32	20	118	63.5	51	43	14.3
87943-24-24Z	1.1/2"	40	24	132.5	63.5	51	46.9	14.3

87993 90° SAE 法兰 9000 PSI

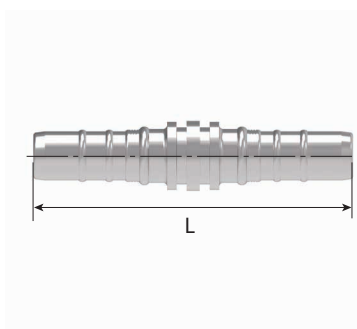
90° SAE FLANGE 9000 PSI



代号 PART NO.	法兰型号	软管 HOSE SIZE		尺寸 DIMENSIONS				
#	FLANGE SIZE	公称内径 DN	标号 DASH	A	C	D	H	L
		DN	DASH Size	mm				
87993-20-20Z	1.1/4"	32	20	105.8	54	43	90.5	14.3
87993-24-20Z	1.1/2"	32	20	105.8	63.5	51	91.5	14.3
87993-24-24Z	1.1/2"	40	24	124.2	63.5	51	105	14.3

90013 双面连接芯

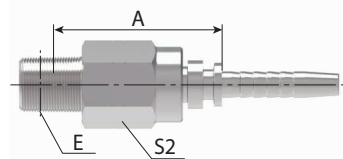
DOUBLE CONNECTOR



代号 PART NO.	软管 HOSE SIZE		尺寸 DIMENSIONS
#	公称内径 DN	标号 DASH	L
	DN	DASH Size	
90013-20Z	32	20	194
90013-24Z	40	24	223
90013-32Z	50	32	235

15611SW 布锥管旋转外螺纹

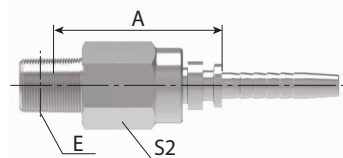
NPT SWIVEL MALE



代号 PART NO.	螺纹 E	软管 HOSE SIZE		尺寸 DIMENSIONS	
#	THREADE	公称内径 DN	标号 DASH	A	S2
		DN	DASH Size	mm	
15611SW-04-04Z	Z1/4"X18	6	04	56	19
15611SW-06-06Z	Z3/8"X18	10	06	60	22
15611SW-08-08Z	Z1/2"X14	12	08	66	27
15611SW-12-12Z	Z3/4"X14	20	12	68.4	32

15611SW-S 布锥管旋转外螺纹

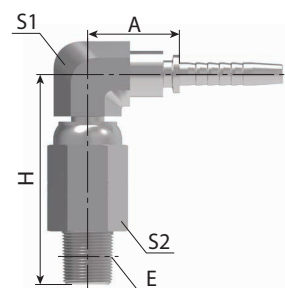
NPT SWIVEL MALE



代号 PART NO.	螺纹 E	软管 HOSE SIZE		尺寸 DIMENSIONS	
#	THREADE	公称内径 DN	标号 DASH	A	S2
		DN	DASH Size	mm	
15611SW-04-04SZ	Z1/4"X18	6	04	27	19
15611SW-06-06SZ	Z3/8"X18	10	06	27	22
15611SW-08-08SZ	Z1/2"X14	12	08	30.5	27
15611SW-12-12SZ	Z3/4"X14	20	12	30.5	32

15691KSW 90°布锥管旋转外螺纹

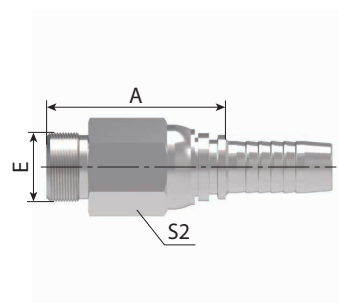
90° NPT SWIVEL MALE



代号 PART NO.	螺纹 E	软管 HOSE SIZE		尺寸 DIMENSIONS			
#	THREAD E	公称内径 DN	标号 DASH	A	H	S1	S2
		DN	DASH Size	mm			
15691KSW-04-04Z	Z1/4"X18	6	04	25	59.5	16	19
15691KSW-06-06Z	Z3/8"X18	10	06	25	64.5	16	22
15691KSW-08-08Z	Z1/2"X14	12	08	28.5	71.5	19	27
15691KSW-12-12Z	Z3/4"X14	20	12	36	76.9	27	32

16011SW SAE 带 O 形圈旋转外螺纹

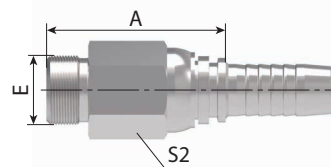
SAE O-RING BOSS SWIVEL MALE



代号 PART NO.	螺纹 E	软管 HOSE SIZE		O 形圈	尺寸 DIMENSIONS	
#	THREAD E	公称内径 DN	标号 DASH	ORING	A	S2
		DN	DASH Size		mm	
16011SW-08-06Z	3/4X6	10	6	O908	57.5	27
16011SW-08-08Z	3/4"x16	12	8	O908	58	27
16011SW-10-08Z	7/8X4	12	8	O910	59.5	27
1601SW-10-10Z	7/8"x14	16	10	O910	60.1	27
16011SW-12-12Z	1.1/16"x12	20	12	O912	64.9	32

16011SW-S

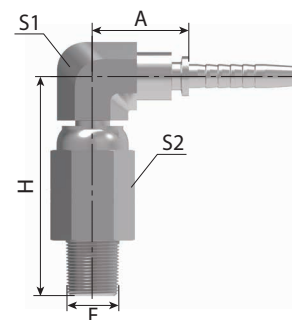
SAE 带 O 形圈短身旋转外螺纹
SAE O-RING BOSS SWIVEL MALE



代号 PART NO.	螺纹 E	软管 HOSE SIZE		O 形圈	尺寸 DIMENSIONS	
#	THREAD E	公称内径 DN	标号 DASH	ORING	A	S2
		DN	DASH Size	mm		
16011SW-08-06SZ	3/4"X16	10	6	O908	49.9	27
16011SW-08-08SZ	3/4"X16	12	8	O908	50.4	27
16011SW-10-08SZ	7/8"X16	12	8	O910	51.9	27
16011SW-10-10SZ	7/8"X16	16	10	O910	52.5	27
16011SW-12-12SZ	1.1/16"x12	20	12	O912	57.3	32

16091KSW

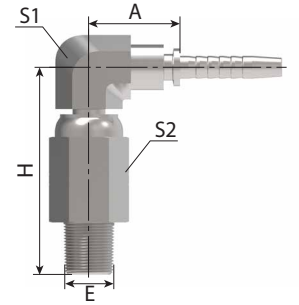
90° SAE 带 O 形圈旋转外螺纹
90° SAE O-RING BOSS SWIVEL MALE



代号 PART NO.	螺纹 E	软管 HOSE SIZE		O 形圈	尺寸 DIMENSIONS			
#	THREAD E	公称内径 DN	标号 DASH	ORING	A	H	S1	S2
		DN	DASH Size	mm				
16091KSW-08-06Z	3/4"x16	10	6	O908	28.5	63.5	19	2/
16091KSW-08-08Z	3/4"x16	12	8	O908	28.5	63.5	19	27
16091KSW-10-06Z	7/8"X14	10	6	O910	28.5	65	19	27
16091KSW-10-08Z	7/8"x14	12	8	O910	28.5	65	19	27
16091KSW-10-10Z	7/8"x14	16	10	O910	30.5	65.5	22	27

16091KSW-S


90° SAE 带 O 形圈旋转外螺纹
90° SAE O-RING BOSS SWIVEL MALE



代号 PART NO.	螺纹 E	软管 HOSE SIZE		O 形圈	尺寸 DIMENSIONS			
#	THREAD E	公称内径 DN	标号 DASH	ORING	A	H	S1	S2
		DN	DASH Size	mm				
16091KSW-08-06SZ	3/4"x16	10	6	O908	23	55.9	19	27
16091KSW-08-08SZ	3/4"x16	12	8	O908	23.5	55.9	19	27
16091KSW-10-06SZ	7/8"x16	10	6	O910	23	57.9	19	27
16091KSW-10-08SZ	7/8"x16	12	8	O910	23.5	57.9	19	27
16091KSW-10-10SZ	7/8"x16	16	10	O910	25	57.9	22	27

12610A 英管外螺纹 60° 内锥面

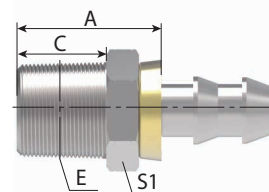
BSP MALE 60° CONE SEAT



代号 PART NO.	螺纹 E	软管 HOSE SIZE		尺寸 DIMENSIONS			
#	THREAD E	公称内径 DN	标号 DASH	A	L	S1	d
		DN	DASH Size	mm			
12610A-04-04Z	G1/4"X19	6	04	20	38	19	4.3
12610A-06-06Z	G3/8"X19	10	06	24	45.5	22	7.5
12610A-08-08Z	G1/2"X14	12	08	28.5	54	27	9.9
12610A-12-12Z	G3/4"X14	20	12	32	69.5	32	15.5

15610 布锥管外螺纹

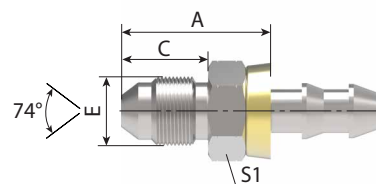
NPT MALE



代号 PART NO.	螺纹 E	软管 HOSE SIZE		尺寸 DIMENSIONS		
#	THREAD E	公称内径 DN	标号 DASH	A	L	S1
		DN	DASH Size	mm		
15610-02-04Z	Z 1/8"X27	6	04	18.2	10.5	12
15610-04-04Z	Z 1/4"X18	6	04	22.7	15	14
15610-04-06Z	Z 1/4"X18	10	06	22.5	15	14
15610-06-06Z	Z 3/8"X18	10	06	23.5	16	19
15610-06-08Z	Z 3/8"X18	12	08	23.7	16	19
15610-08-08Z	Z 1/2"X14	12	08	29.2	19.5	22
15610-08-10Z	Z 1/2"X14	16	10	28.7	19.5	22
15610-12-12Z	Z 3/4"X14	20	12	31.4	19.5	27

16710 美制 JIC 外螺纹 74°外锥面

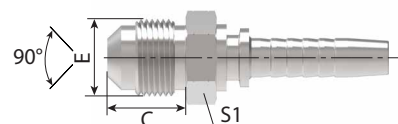
JIC MALE 74° CONE



代号 PART NO.	螺纹 E	软管 HOSE SIZE		尺寸 DIMENSIONS		
#	THREAD E	公称内径 DN	标号 DASH	A	C	S1
		DN	DASH Size	mm		
16710-04-04Z	7/16"X20	6	04	21.7	14	14
16710-06-04Z	9/16"X18	6	04	21.5	14.1	17
16710-06-06Z	9/16"X18	10	06	21.5	14.1	17
16710-08-06Z	3/4"X16	10	06	26.2	16.7	22
16710-08-08Z	3/4"X16	12	08	26.2	16.7	22
16710-10-10Z	7/8"X14	16	10	28.7	19.3	24
16710-10-12Z	7/8"X14	20	12	29.4	19.3	24
16710-12-08Z	1.1/16"12	12	08	34.5	21.9	27
16710-12-10Z	1.1/16"X12	16	10	34	21.9	27
16710-12-12Z	1.1/16"X12	20	12	35.9	21.9	30

17810 美制 SAE 外螺纹 90°外锥面

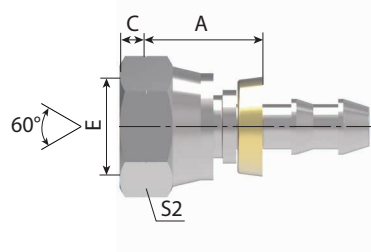
SAE MALE 90° CONE



代号 PART NO.	螺纹 E	软管 HOSE SIZE		尺寸 DIMENSIONS			
#	THREAD E	公称内径 DN	标号 DASH	A	L	S1	d
		DN	DASH Size	mm			
17810-04-04Z	7/16"X20	6	4	39	21	12	4.3
17810-06-06Z	5/8"X18	10	6	45.5	23.5	17	7
17810-08-08Z	3/4"X16	12	8	55	29.5	22	9.9
17810-10-10Z	7/8"X14	16	10	71.5	32.5	24	12.2
17810-12-12Z	1.1/16"X14	20	12	77	38.4	30	15.5

22610 英管内螺纹 60° 外锥面

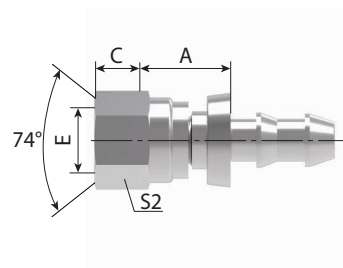
BSP FEMALE 60° CONE



代号 PART NO.	螺纹 E	软管 HOSE SIZE		尺寸 DIMENSIONS		
#	THREAD E	公称内径 DN	标号 DASH	A	C	S2
		DN	DASH Size	mm		
22610-04-04Z	G1/4"X19	6	4	14.7	5.5	19
22610-06-06Z	G3/8"X19	10	6	16.5	6.3	22
22610-08-08Z	G1/2"X14	12	8	18.2	7.5	27
22610-12-12Z	G3/4"X14	20	12	19.9	10.9	32

26710 美制 JIC 内螺纹 74° 内锥面

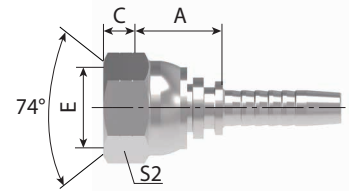
JIC FEMALE 74° CONE SEAT



代号 PART NO.	螺纹 E	软管 HOSE SIZE		尺寸 DIMENSIONS		
#	THREAD E	公称内径 DN	标号 DASH	A	C	S2
		DN	DASH Size	mm		
26710-04-04Z	7/16"X20	6	04	12.2	9.3	14
26710-05-04Z	1/2"X20	6	04	12.2	9.5	17
26710-06-06Z	9/16"X18	10	06	12.5	10.5	19
26710-08-06Z	3/4"X16	10	06	12.5	11	24
26710-08-08Z	3/4"X16	12	08	14.7	11	24
26710-10-08Z	7/8"X14	12	08	15.2	13	27
26710-10-10Z	7/8"X14	16	10	15.7	13	27
26710-12-12Z	1.1/16"X12	20	12	17.4	14.5	32
26710-16-16Z	1.5/16"X12	25	16	19.7	12.4	41

27810 美制 SAE 内螺纹 90° 内锥面

SAE FEMALE 90° CONE SEAT



代号 PART NO.	螺纹 E	软管 HOSE SIZE		尺寸 DIMENSIONS		
#	THREAD E	公称内径 DN	标号 DASH	A	C	S2
		DN	DASH Size		mm	
27810-04-04Z	7/16"X20	6	04	12.2	9	15
27810-05-04Z	1/2"X20	6	04	13.7	9.5	17
27810-06-04Z	5/8"X18	6	04	13.7	11.3	22
27810-06-06Z	5/8"X18	10	06	13.5	11.3	22
27810-08-06Z	3/4"X16	10	06	14.7	11	24
27810-08-08Z	3/4"X16	12	08	14.7	11	24
27810-10-08Z	7/8"X14	12	08	15.2	13	27
27810-12-12Z	1.1/16"X14	20	12	16.9	14.3	32

附加资料
INFORMATION

软管总成订货代号 F-01

软管总成长度测量 F-02

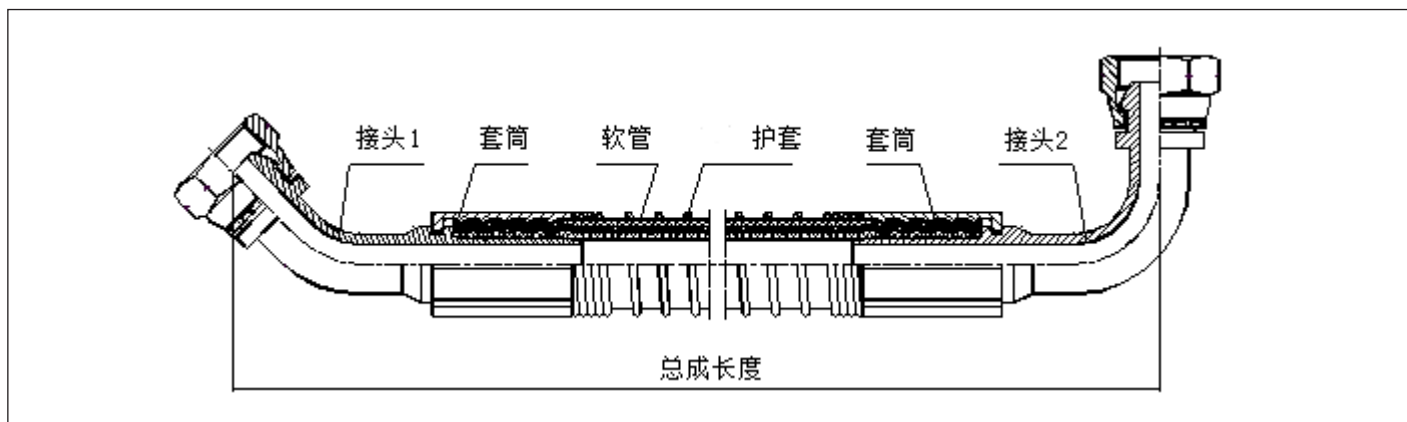
软管总成装配角测量 F-02

弹簧护套 F-03

防火护套 F-03

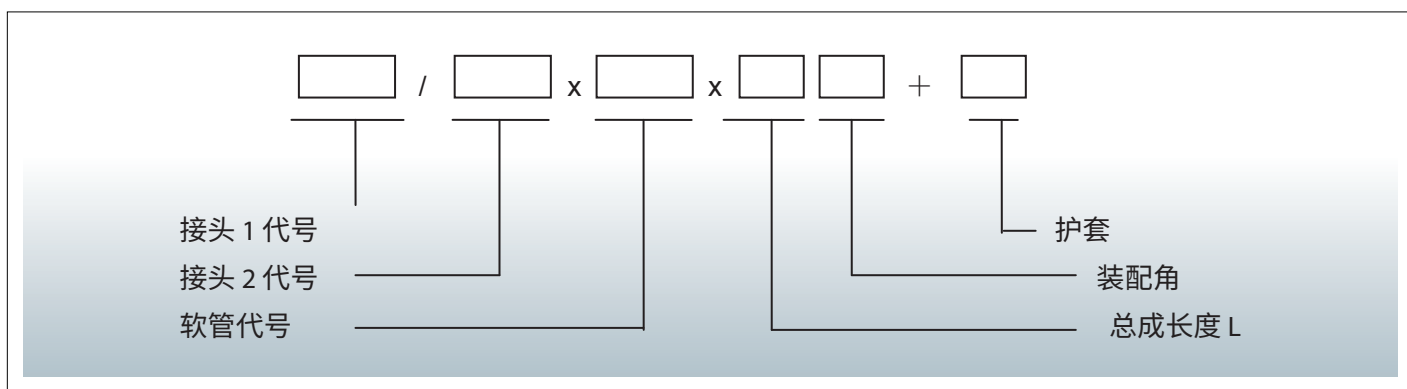
型号索引 F-04

软管总成订货代号



如上图示，液压软管总成由软管、接头 1、接头 2、套筒扣压而成。接头 1 与接头 2 可以相同，也可以不同，可以是直芯也可以是弯芯，护套可以不用。

软管总成的订货代号按下述方法表示：



注：弹簧护套代号用 SP, 防火护套代号用 FJ。

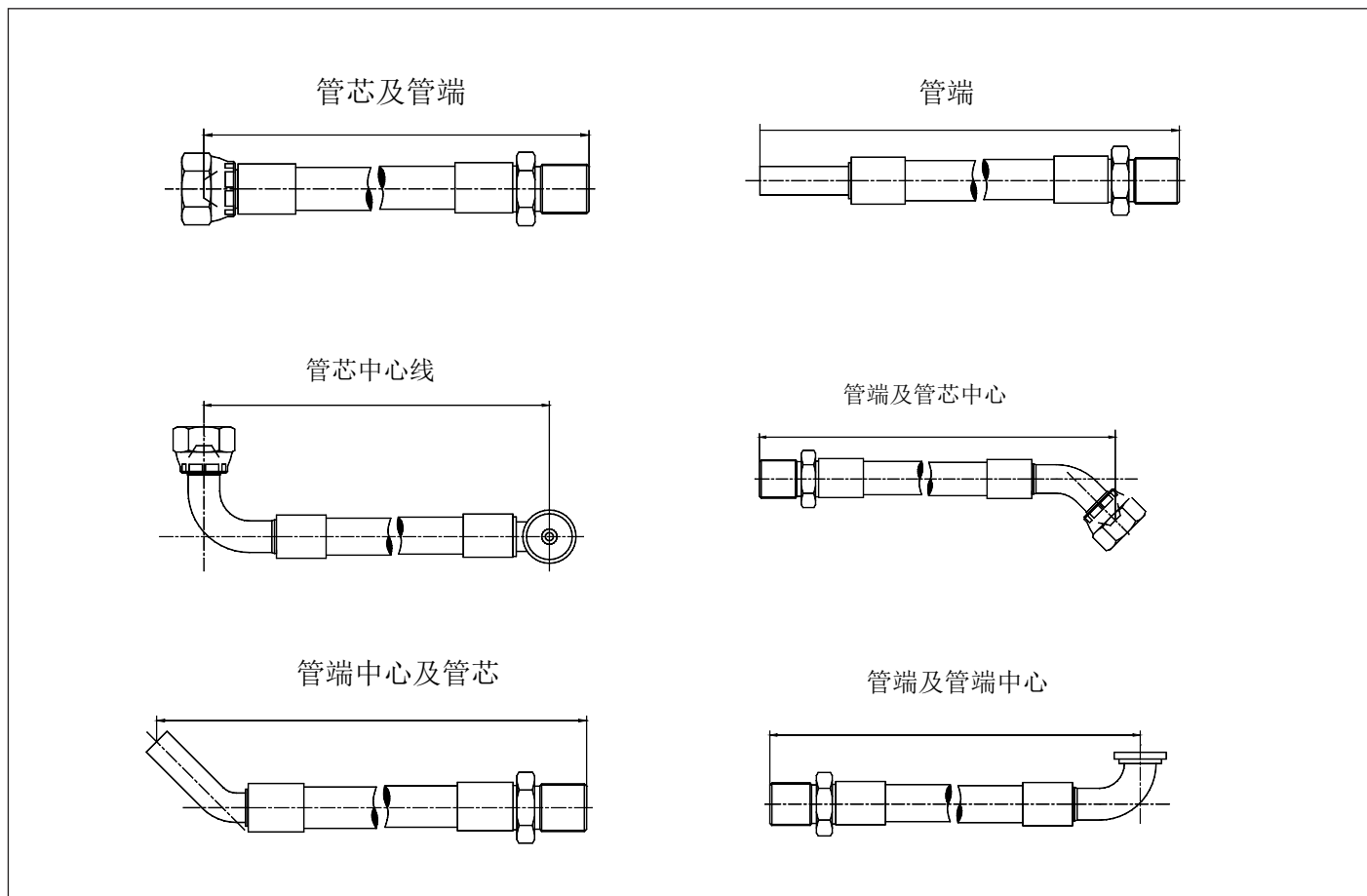
装配角代号用如 V90 表示 90 度，用于两头都是弯接头的软管总成

订货示例 1：22641-08-08/22691-12-08xEC110-08x1000V90+SP；
当无装配角、护套时，则代号中这些内容可省去不写。

订货示例 2：当接头 1 与接头 2 相同时，只标一个接头的代号。
22691-08-08xEC210-08x1000V90

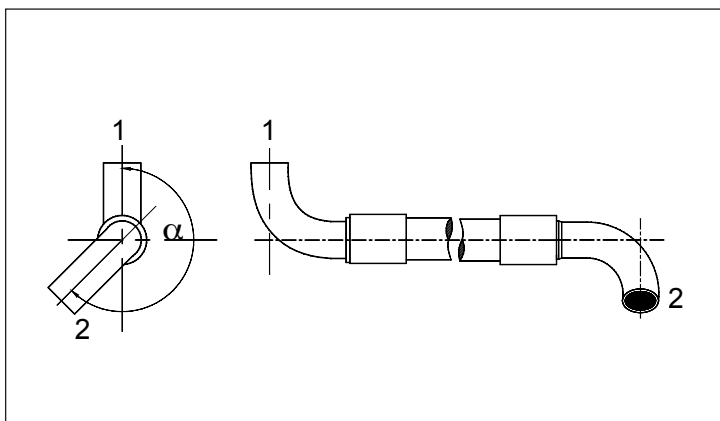
软管总成长度测量

总成长度 L 以从接头芯端面或弯接头芯中心为基准进行测量。如下图示



软管总成装配角测量

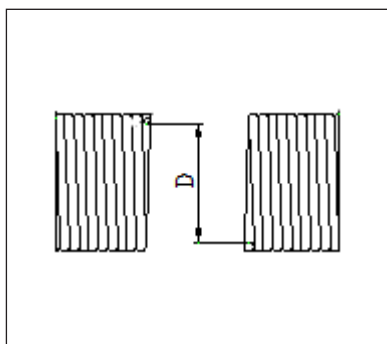
当总成的两端接头均为弯接头时，装配时两弯接头间有一角度关系。测量时，把软管总成拉直，并沿直线方向看，把弯接头 1 置垂直向上方向，按顺时针测量弯接头 2 与垂直放置的弯接头 1 之间的夹角，即为软管总成的装配角，用 α 表示。如图所示，例当装配角 α 为 225° 时，标记为 V225。



弹簧护套 Spring Guard

SP- 弹簧护套是用耐磨钢丝制造，能保护软管免受磨损，延长软管的寿命。护套规格用弹簧内径表示

用法：先测量软管的外径，选择最接近内径尺寸的弹簧，剪下一段大约等于 1/3 软管长度的 弹簧，把弹簧拉长至整个软管的长度，从弹簧缠绕的相反方向把弹簧旋入软管外层，然后加上接头扣压。



代号 PART NO.	内径 (D) I.D.	代号 PART NO.	内径 (D) I.D.
SP-13	13	SP-38	38
SP-15	15	SP-40	40
SP-17	17	SP-42	42
SP-18	18	SP-45	45
SP-20	20	SP-46	46
SP-22	22	SP-49	49
SP-24	24	SP-51	51
SP-25	25	SP-52	52
SP-27	27	SP-54	54
SP-30	30	SP-57	57
SP-32	32	SP-60	60
SP-34	34	SP-66	66
SP-36	36	SP-72	72

防火护套 Fire Jacket

防火护套保护软管避免直接接触火焰或高温，防火护套是由整条编织的玻璃纤维灌注防火的 硅胶组成的。温度范围为 -65° F to +500° F (-54° C to +260° C)

Fire jacket will protect hose from direct flame. Fire jacket is constructed of a uniform single layer of braided fiberglass tubing impregnated with flame resistant silicone rubber. Temperature range of -65° F to +500° F (-54° C to +260° C)

代号 PART NO.	内径 I.D.	代号 PART NO.	内径 I.D.	代号 PART NO.	内径 I.D.
624-5	7.9	624-14	22.3	624-30	47.7
624-7	11.2	624-16	25.4	624-32	50.8
624-8	12.7	624-18	28.4	624-38	60.4
624-9	14.2	624-20	31.7	624-42	66.5
624-10	15.7	624-22	35.0	624-46	73.1
624-11	17.5	624-24	38.1	624-50	79.2
624-12	19.0	624-26	41.1	624-54	85.8
624-13	20.6	624-28	44.4	624-60	95.2

型号索引 PART NO. INDEX

型号 PART NO.		页码 PAGE	型号 PART NO.		页码 PAGE	型号 PART NO.	页码 PAGE	型号 PART NO.	页码 PAGE
编织接头 缠绕接头			编织接头 缠绕接头			剥内外胶接头		套筒	
10311	10312	PB14	22611	22612	PB50	00621	PB92	00018	PB12
10411	10412	PB18	22611D	22612D	PB51	10513	PB92	00110	PB10
10511	10512	PB24	22611D-SM	22612D-SM	PB51	12613	PB94	00400	PB11
10611	10612	PB30	22641	22642	PB52	15613	PB96	00401	PB12
10711	10712	PB33	22691	22692	PB53	20513	PB93	03310	PB11
10811L	10812L	PB37	22691K	22692K	PB54	20543	PB93	00TF0	PB13
12211	12212	PB47	24211	24212	PB61	20593	PB94		
12611	12612	PB48	24291	24292	PB60	21613	PB96		
12611A	12612A	PB49	26711	26712	PB66	22613	PB95		
13011-SP	13012-SP	PB58	26741	26742	PB67	22693	PB95		
14211	14212	PB59	26791	26792	PB68	24213	PB97		
15611	15612	PB62	26791K	26792K	PB69	26713	PB97		
16011	16012	PB63	27811	27812	PB70	26713D	PB98		
16711	16712	PB64	28611	28612	PB79	26793	PB98		
16711L	16712L	PB65	28691	28692	PB80	29613	PB99		
17811	17812	PB69	29611	29612	PB81	87613	PB99		
18611	18612	PB78	29691	29692	PB82	87643	PB100		
19611	19612	PB80	50011	50012	PB41	87693	PB100		
20011-ST		PB84	50091	50092	PB42	87913	PB101		
20111	20112	PB38	51011	51012	PB43	87943	PB101		
20141	20142	PB39	51091	51092	PB44	87993	PB102		
20191	20192	PB40	60011	60012	PB90	90013	PB102		
20211	20212	PB15	60011-D	60012-D	PB90	插入接头			
20241	20242	PB16	67011	67012	PB91	12610A	PB107		
20291	20292	PB17	70011	70012	PB84	15610	PB107		
20411	20412	PB19	700M		PB85	16710	PB108		
20411C	20412C	PB20	71011	71012	PB86	17810	PB108		
20441	20442	PB21	710M		PB87	22610	PB109		
20491	20492	PB22	72011	72012	PB88	26710	PB109		
20491C	20492C	PB23	720B		PB89	27810	PB110		
20511	20512	PB25	87311	87312	PB71	旋转接头			
20511C	20512C	PB26	87341	87342	PB72	15611SW	PB103		
20541	20542	PB27	87391	87392	PB73	15611SW-S	PB103		
20541C	20542C	PB27	87391-H	87392-H	PB74	15691KSW	PB104		
20591	20592	PB28	87611	87612	PB76	16011SW	PB104		
20591C	20592C	PB29	87641	87642	PB77	16011SW-S	PB105		
20611	20612	PB31	87691	87692	PB77	16091KSW	PB105		
20691	20692	PB32	88111	88112	PB83	16091KSW-S	PB106		
20711	20712	PB34	88141	88142	PB83				
20741	20742	PB35	88191	88192	PB83				
20791	20792	PB36	90011	90012	PB89				
21611	21612	PB70	FL-FS		PB75				
22111	22112	PB55	NL-NS		PB45				
22141	22142	PB56	RL-RS		PB46				
22191	22192	PB57							

About Danfoss Power Solutions FC

Danfoss hoses, fittings, and tooling provide the ultimate fluid conveyance solutions for a variety of equipment and applications around the world. We proudly engineer to support a sustainable future for tomorrow.

To learn more please visit: <http://www.danfoss.com/en/about-danfoss/our-businesses/power-solutions>

丹佛斯动力系统

Danfoss Power Solutions

Danfoss丹佛斯签约中国经销商：北京汉深流体技术有限公司

地址：北京朝阳区望京 SOHO-T1-C 座 2115 室 邮编：100102

手机：139 1096 2635 电子邮件：sales@cnmec.biz

Danfoss can accept no responsibility for possible errors in catalogs, brochures, and other printed material. Danfoss reserves the right to alter its products without notice. This also applies to products already on order provided that such alterations can be made without subsequent changes being necessary in specifications already agreed. All trademarks in this material are the property of the respective companies. Danfoss and the Danfoss logotype are trademarks of Danfoss A/S. All rights reserved.